


***FINANCIAL REPORTS
FOR THE MONTH OF
MAY, 2019
BRADFORD
EXEMPTED VILLAGE
SCHOOL DISTRICT***



Date: 06/03/2019
Time: 7:05 am

BRADFORD BOARD OF EDUCATION
Financial Report by Fund
CASH CONTROL

Begin Balance	MTD Receipts	FYTD Receipts	MTD Expenditures	FYTD Expenditures	Current Fund Balance	Current Encumbrances	Unencumbered Fund Balance
TOTAL FOR Fund 001 - GENERAL:							
5,940,415.63	409,620.00	6,879,575.38	480,415.35	6,000,245.81	6,819,745.20	678,384.06	6,141,361.14
TOTAL FOR Fund 002 - BOND RETIREMENT:							
170,889.65	0.00	102,287.58	2,443.75	124,070.74	149,106.49	0.00	149,106.49
TOTAL FOR Fund 003 - PERMANENT IMPROVEMENT:							
441,263.90	0.00	0.00	0.00	0.00	441,263.90	0.00	441,263.90
TOTAL FOR Fund 006 - FOOD SERVICE:							
91,719.10	25,439.15	227,106.56	17,244.35	213,973.67	104,851.99	18,770.69	86,081.30
TOTAL FOR Fund 007 - SPECIAL TRUST:							
34,506.36	4,125.00	23,625.00	500.00	12,500.00	45,831.36	7,250.00	38,581.36
TOTAL FOR Fund 008 - ENDOWMENT:							
54,575.24	115.26	1,208.76	0.00	1,000.00	54,784.00	1,000.00	53,784.00
TOTAL FOR Fund 018 - PUBLIC SCHOOL SUPPORT:							
33,585.67	2,280.00	10,207.32	454.66	10,961.81	32,891.18	5,229.44	27,661.74
TOTAL FOR Fund 019 - OTHER GRANT:							
22,207.17	11,242.00	33,784.85	0.00	16,693.06	39,298.96	8,317.75	30,981.21
TOTAL FOR Fund 022 - DISTRICT AGENCY:							
1,439.50	1,884.00	1,884.00	0.00	24.11	3,299.39	1,676.19	1,623.20
TOTAL FOR Fund 034 - CLASSROOM FACILITIES MAINT.:							
440,920.64	0.00	20,078.90	0.00	342.68	460,656.86	0.00	460,656.86
TOTAL FOR Fund 200 - STUDENT MANAGED ACTIVITY:							
28,961.13	2,236.60	41,250.74	2,677.69	37,056.30	33,175.57	8,276.69	24,898.88
TOTAL FOR Fund 300 - DISTRICT MANAGED ACTIVITY:							
23,892.11	8,771.12	138,209.92	9,324.05	86,212.81	75,889.22	51,330.35	24,558.87
TOTAL FOR Fund 451 - DATA COMMUNICATION FUND:							
0.00	0.00	3,600.00	0.00	500.00	3,100.00	0.00	3,100.00
TOTAL FOR Fund 459 - MISCELLANEOUS STATE GRANT FUN:							
0.00	0.00	2,718.25	0.00	147.50	2,570.75	0.00	2,570.75
TOTAL FOR Fund 572 - TITLE I DISADVANTAGED CHILDRE:							
148.94	0.00	148,226.06	13,508.06	132,685.21	15,689.79	796.62	14,893.17
TOTAL FOR Fund 590 - IMPROVING TEACHER QUALITY:							
0.00	0.00	16,079.51	0.00	0.00	16,079.51	0.00	16,079.51

Date: 06/03/2019
 Time: 7:05 am

BRADFORD BOARD OF EDUCATION
 Financial Report by Fund
 CASH CONTROL

Begin Balance	MTD Receipts	FYTD Receipts	MTD Expenditures	FYTD Expenditures	Current Fund Balance	Current Encumbrances	Unencumbered Fund Balance
15,524.23	6,546.45	175,364.81	7,793.18	154,683.18	36,205.86	13,026.91	23,178.95
TOTAL FOR Fund 599 - MISCELLANEOUS FED. GRANT FUND							
7,300,069.27	472,269.66	7,825,207.64	534,361.09	6,791,096.88	8,334,180.03	794,068.70	7,540,121.33
GRAND TOTALS:							

Date: 06/03/2019
Time: 7:05 am

BRADFORD BOARD OF EDUCATION
Financial Detail Report for 05/01/2019 - 05/31/2019 by FUND-SCC
Called from FINSUM to check balances

Page: 1
(FINDET)

	Begin Balance	Receipts	Expenditures	End Balance
TOTAL FOR FUND-SCC 001 0000 (GENERAL FUND):	6,945,408.68	393,773.18	479,634.59	6,859,547.27
TOTAL FOR FUND-SCC 001 9000 (GENERAL):	5,151.82	0.00	0.00	5,151.82
TOTAL FOR FUND-SCC 001 9002 (SED BUS PURCHASE SET-ASIDES DARKE CO):	31,156.92	0.00	0.00	31,156.92
TOTAL FOR FUND-SCC 001 9003 (MH BUS PURCHASE SET-ASIDES - DARKE CO)	66,502.99	0.00	0.00	66,502.99
TOTAL FOR FUND-SCC 001 9045 (GENERAL):	58,577.16	0.00	0.00	58,577.16
TOTAL FOR FUND-SCC 001 9118 (GENERAL FUND EXPENDITURE FOR LITERACY	5,746.68-	0.00	0.00	5,746.68-
TOTAL FOR FUND-SCC 001 9119 (STRIVING READERS GRANT):	17,419.58-	0.00	0.00	17,419.58-
TOTAL FOR FUND-SCC 001 9121 (TEXTBOOK AND INSTRUCTIONAL MATERIALS S	81,682.50	0.00	0.00	81,682.50
TOTAL FOR FUND-SCC 001 9122 (CAPITAL MAINTENANCE SET-ASIDES):	434,022.97-	0.00	0.00	434,022.97-
TOTAL FOR FUND-SCC 001 9125 (Cafeteria Plan Refunds):	651.98	0.00	0.00	651.98
TOTAL FOR FUND-SCC 001 9154 (MEDICAID REIMBURSEMENT):	1,388.56	15,660.78	0.00	17,049.34
TOTAL FOR FUND-SCC 001 9194 (GENERAL FUND - STATE BUS PURCHASE ALLO	4,229.48	0.00	0.00	4,229.48
TOTAL FOR FUND-SCC 001 9195 (GENERAL FUND - PARITY):	116,690.81	0.00	0.00	116,690.81
TOTAL FOR FUND-SCC 001 9215 (BOOSTER CLUB MONEY FOR FOOD ACTIVITIES	90.62	0.00	0.00	90.62
TOTAL FOR FUND-SCC 001 9221 (TRANSPORATION USING VAN):	348.06-	0.00	0.00	348.06-
TOTAL FOR FUND-SCC 001 9222 (GENERAL):	331.37	166.04	0.00	517.41
TOTAL FOR FUND-SCC 001 9318 (PETTY CASH ACCOUNTS):	100.00-	0.00	0.00	100.00-
TOTAL FOR FUND-SCC 001 9320 (GENERAL):	30.00	0.00	0.00	30.00
TOTAL FOR FUND-SCC 001 9412 (GENERAL STATE SETASIDE):	113,345.65	0.00	0.00	113,345.65
TOTAL FOR FUND-SCC 001 9718 (GENERAL):	62,717.08-	0.00	0.00	62,717.08-
TOTAL FOR FUND-SCC 001 9819 (FEDERAL GRANT EXPENDITURES IN GENERAL	35.72-	0.00	0.00	35.72-
TOTAL FOR FUND-SCC 001 9900 (Previous Years Expenditures):	14,307.90-	0.00	780.76	15,088.66-
TOTAL FOR FUND-SCC 002 0000 (BOND RETIREMENT 4.12 MILLS BOND REG/BL	129,706.31	0.00	2,138.28	127,568.03
TOTAL FOR FUND-SCC 002 9020 (BOND RETIREMENT .58 MILLS BOND SITE 20	21,843.93	0.00	305.47	21,538.46
TOTAL FOR FUND-SCC 003 0000 (PERMANENT IMPROVEMENT FUND):	441,263.90	0.00	0.00	441,263.90
TOTAL FOR FUND-SCC 006 0000 (LUNCHROOM/FOOD SERVICE):	96,737.19	25,439.15	17,324.35	104,851.99

Date: 06/03/2019
Time: 7:05 am

BRADFORD BOARD OF EDUCATION
Financial Detail Report for 05/01/2019 - 05/31/2019 by FUND-SCC
Called from FINSUM to check balances

	Begin Balance	Receipts	Expenditures	End Balance
TOTAL FOR FUND-SCC 006 9318 (PETTY CASH ACCOUNTS):	80.00-	0.00	80.00-	0.00
TOTAL FOR FUND-SCC 007 9000 (UNCLAIMED FUNDS):	489.73	0.00	0.00	489.73
TOTAL FOR FUND-SCC 007 9900 (BRADFORD FIRE & RESCUE SCHOLARSHIP):	500.00-	0.00	0.00	500.00-
TOTAL FOR FUND-SCC 007 9901 (CREIGLOW SCHOLARSHIP FUND):	500.00	0.00	500.00	0.00
TOTAL FOR FUND-SCC 007 9902 (BLESSED DIRECTION INC. SCHOLARSHIP):	6,500.00	0.00	0.00	6,500.00
TOTAL FOR FUND-SCC 007 9903 (MAX WEAVER SCHOLARSHIP FUND):	500.00	0.00	0.00	500.00
TOTAL FOR FUND-SCC 007 9905 (CHAD NOLAN SCHOLARSHIP/MISC):	4,250.00-	0.00	0.00	4,250.00-
TOTAL FOR FUND-SCC 007 9906 (COVINGTON EAGLES SCHOLARSHIP FUND):	4,274.62	0.00	0.00	4,274.62
TOTAL FOR FUND-SCC 007 9907 (PEPSI AND COCA-COLA SCHOLARSHIP FUNDS)	2,000.00	0.00	0.00	2,000.00
TOTAL FOR FUND-SCC 007 9908 (RICHARD "DICK" HARMON SCHOLARSHIP FUND	23,000.00	0.00	0.00	23,000.00
TOTAL FOR FUND-SCC 007 9909 (VERNON LINDEMAN SCHOLARSHIP):	1,000.00	0.00	0.00	1,000.00
TOTAL FOR FUND-SCC 007 9912 (HAROLD MARKER SCHOLARSHIP FUND):	2,000.00	0.00	0.00	2,000.00
TOTAL FOR FUND-SCC 007 9913 (COVINGTON SAVINGS & LOAN SCHOLARSHIP):	500.00	0.00	0.00	500.00
TOTAL FOR FUND-SCC 007 9977 (GANGER SCHOLARSHIP DONATION-CLASS OF 1	0.00	125.00	0.00	125.00
TOTAL FOR FUND-SCC 007 9996 (PRODUCTION PAINT FINISHERS GRANT/SPECI	5,992.01	4,000.00	0.00	9,992.01
TOTAL FOR FUND-SCC 008 0000 (WADE KINDERGARTEN):	10,503.14	22.14	0.00	10,525.28
TOTAL FOR FUND-SCC 008 9202 (BEARD ENDOWMENT):	44,165.60	98.12	0.00	44,263.72
TOTAL FOR FUND-SCC 018 9110 (PRINCIPAL FUND - ELEMENTARY):	11,561.82	2,192.00	307.28	13,446.54
TOTAL FOR FUND-SCC 018 9113 (ELEMENTARY PRINCIPAL -BOX TOPS):	13,683.42	0.00	5.94	13,677.48
TOTAL FOR FUND-SCC 018 9130 (HIGH SCHOOL PRINCIPAL FUND):	3,322.60	88.00	141.44	3,269.16
TOTAL FOR FUND-SCC 018 9131 (HIGH SCHOOL PRINCIPAL (AFTER FROM) FUN	250.00	0.00	0.00	250.00
TOTAL FOR FUND-SCC 018 9222 (HIGH SCHOOL PRINCIPAL FUND LIBRARY):	2,188.00	0.00	0.00	2,188.00
TOTAL FOR FUND-SCC 019 0000 (OTHER GRANT):	2.85	0.00	0.00	2.85
TOTAL FOR FUND-SCC 019 9001 (SHOPA KIDS IN NEED FOUNDATION GRANT):	0.35	0.00	0.00	0.35
TOTAL FOR FUND-SCC 019 9903 (MIAMI COUNTY FOUNDATION-FEELING GOOD #	1.84	0.00	0.00	1.84
TOTAL FOR FUND-SCC 019 9004 (RADIO & TEL NEWS DIRECTORS FOUND MEDIA	174.02	0.00	0.00	174.02

Date: 06/05/2019
 Time: 7:05 am

BRADFORD BOARD OF EDUCATION
 Financial Detail Report for 05/01/2019 - 05/31/2019 by FUND-SCC
 Called from FINSUM to check balances

	Begin Balance	Receipts	Expenditures	End Balance
TOTAL FOR FUND-SCC 019 9005 (ECO GARDEN GRANT MIAMI COUNTY PARK DIS	500.00	0.00	0.00	500.00
TOTAL FOR FUND-SCC 019 9007 (REED - VALEDICTORIAN/MEMORIAL):	309.58	0.00	0.00	309.58
TOTAL FOR FUND-SCC 019 9008 (MIAMI COUNTY FOUNDATION ECO GARDEN GRA	3.75	0.00	0.00	3.75
TOTAL FOR FUND-SCC 019 9009 (ELEMENTARY ART - TROY FOUNDATION):	12.91	0.00	0.00	12.91
TOTAL FOR FUND-SCC 019 9011 (MIAMI COUNTY FOUNDATION ALL ABOARD PRO	102.22	0.00	0.00	102.22
TOTAL FOR FUND-SCC 019 9012 (MAC GRANT):	1,093.18	0.00	0.00	1,093.18
TOTAL FOR FUND-SCC 019 9015 (MIAMI COUNTY FOUNDATION ELEMENTARY GRA	20.25	0.00	0.00	20.25
TOTAL FOR FUND-SCC 019 9017 (EAGLES-COVINGTON DONATION):	5,927.64	0.00	0.00	5,927.64
TOTAL FOR FUND-SCC 019 9018 (MIAMI COUNTY FOUNDATION-ART DISCOVERY	512.62	0.00	0.00	512.62
TOTAL FOR FUND-SCC 019 9019 (MIAMI COUNTY FOUNDATION FALL/ELE HEALT	7,000.00	0.00	0.00	7,000.00
TOTAL FOR FUND-SCC 019 9022 (MISCELLANEOUS FIELD TRIP GRANTS):	758.76	0.00	0.00	758.76
TOTAL FOR FUND-SCC 019 9023 (VIVIAN RUSSELL KINDERGARTEN FUND):	57.87	0.00	0.00	57.87
TOTAL FOR FUND-SCC 019 9024 (ANNA BIER ART GRANT):	593.99	0.00	0.00	593.99
TOTAL FOR FUND-SCC 019 9026 (BELIEVE IN OHIO GRANT):	67.65	0.00	0.00	67.65
TOTAL FOR FUND-SCC 019 9131 (MIAMI COUNTY FOUNDATION SEMI-ANNUAL GR	3,252.48	0.00	0.00	3,252.48
TOTAL FOR FUND-SCC 019 9181 (MIAMI COUNTY PARKS - GIZMOS GRANT):	5.00	2,200.00	0.00	2,205.00
TOTAL FOR FUND-SCC 019 9222 (OTHER GRANT LIBRARY):	10.00	0.00	0.00	10.00
TOTAL FOR FUND-SCC 019 9230 (OTHER GRANT):	150.00	0.00	0.00	150.00
TOTAL FOR FUND-SCC 019 9272 (Miami County Foundation Grant-Water Fo	0.00	5,090.00	0.00	5,090.00
TOTAL FOR FUND-SCC 019 9340 (Miami County Foundation Grant-3-D Prin	0.00	3,952.00	0.00	3,952.00
TOTAL FOR FUND-SCC 019 9410 (GRANT FROM DARKE COUNTY FOUNDATION):	1,100.00	0.00	0.00	1,100.00
TOTAL FOR FUND-SCC 019 9517 (OTHER GRANT):	6,400.00	0.00	0.00	6,400.00
TOTAL FOR FUND-SCC 022 0000 (OHSAA TOURNAMENT ACCOUNTS):	399.54	1,884.00	0.00	2,283.54
TOTAL FOR FUND-SCC 022 9718 (DISTRICT AGENCY):	1,015.85	0.00	0.00	1,015.85
TOTAL FOR FUND-SCC 034 0000 (CLASSROOM FACILITY MAINTENANCE):	459,591.59	0.00	0.00	459,591.59
TOTAL FOR FUND-SCC 034 9045 (MAINTENANCE FUND DELINQUENCIES):	1,065.27	0.00	0.00	1,065.27

Date: 06/03/2019
 Time: 7:05 am

BRADFORD BOARD OF EDUCATION
 Financial Detail Report for 06/01/2019 - 05/31/2019 by FUND-SCC
 Called from FINSUM to check balances

	Begin Balance	Receipts	Expenditures	End Balance
TOTAL FOR FUND-SCC 200 9000 (MULTIPLE DISABILITIES CLASS):	2,759.59	250.00	224.33	2,785.26
TOTAL FOR FUND-SCC 200 9019 (CLASS OF 2019):	1,272.54	105.00	151.92	1,225.62
TOTAL FOR FUND-SCC 200 9020 (CLASS OF 2020):	1,101.94	790.00	542.88	1,349.06
TOTAL FOR FUND-SCC 200 9021 (Class of 2021):	2,258.37	60.35	0.00	2,318.72
TOTAL FOR FUND-SCC 200 9022 (CLASS OF 2022):	1,766.51	0.00	0.00	1,766.51
TOTAL FOR FUND-SCC 200 9119 (POWER OF THE PEN):	280.00	0.00	0.00	280.00
TOTAL FOR FUND-SCC 200 9128 (SPANISH CLUB):	896.10	0.00	686.85	209.25
TOTAL FOR FUND-SCC 200 9130 (MUSE MACHINE):	2,001.22	0.00	0.00	2,001.22
TOTAL FOR FUND-SCC 200 9131 (DRAMA CLUB):	6,099.49	0.00	0.00	6,099.49
TOTAL FOR FUND-SCC 200 9133 (GLEE CLUB):	368.65	0.00	0.00	368.65
TOTAL FOR FUND-SCC 200 9330 (FUTURE FARMERS OF AMERICA):	5,399.21	754.25	626.71	5,526.75
TOTAL FOR FUND-SCC 200 9400 (HIGH SCHOOL MUSIC DEPARTMENT):	772.33	0.00	60.00	712.33
TOTAL FOR FUND-SCC 200 9610 (ELEMENTARY STUDENT COUNCIL):	513.56	0.00	0.00	513.56
TOTAL FOR FUND-SCC 200 9630 (HIGH SCHOOL STUDENT COUNCIL):	1,698.00	0.00	0.00	1,698.00
TOTAL FOR FUND-SCC 200 9680 (YEARBOOK):	6,296.92	277.00	0.00	6,573.92
TOTAL FOR FUND-SCC 200 9710 (NATIONAL HONOR SOCIETY):	132.23	0.00	385.00	252.77-
TOTAL FOR FUND-SCC 300 9001 (HIGH SCHOOL ART):	721.58	0.00	0.00	721.58
TOTAL FOR FUND-SCC 300 9002 (WASHINGTON DC TRIP - 8TH GRADE):	40,371.87	8,771.12	8,400.00	40,742.99
TOTAL FOR FUND-SCC 300 9004 (MEDIA-TECH CLASS):	5.57	0.00	0.00	5.57
TOTAL FOR FUND-SCC 300 9500 (ATHLETIC DIRECTOR):	34,593.13	0.00	924.05	33,669.08
TOTAL FOR FUND-SCC 300 9501 (ATHLETIC DIRECTOR FSN):	750.00	0.00	0.00	750.00
TOTAL FOR FUND-SCC 451 9819 (FY19 DATA COMMUNICATIONS):	3,100.00	0.00	0.00	3,100.00
TOTAL FOR FUND-SCC 499 9819 (Ohio School Safety Grants):	2,570.75	0.00	0.00	2,570.75
TOTAL FOR FUND-SCC 572 0000 (TITLE I):	485.84	0.00	0.00	485.84
TOTAL FOR FUND-SCC 572 9819 (TITLE ONE 2018-2019 SCHOOL YEAR):	28,712.01	0.00	13,508.06	15,203.95
TOTAL FOR FUND-SCC 590 9819 (TITLE IIA FOR THE 2018-2019 SCHOOL YEA	16,079.51	0.00	0.00	16,079.51

Date: 06/03/2019
Time: 7:05 am

BRADFORD BOARD OF EDUCATION
Financial Detail Report for 05/01/2019 - 05/31/2019 by FUND-SCC
Called from FINSUM to check balances

Page: 5
(FINDET)

	Begin Balance	Receipts	Expenditures	End Balance
TOTAL FOR FUND-SCC 599 0000 (OTHER MISC FEDERAL GRANTS):	51.31	0.00	0.00	51.31
TOTAL FOR FUND-SCC 599 9118 (MISC. FED. GRANT):	71.60-	0.00	0.00	71.60-
TOTAL FOR FUND-SCC 599 9119 (MISC. FED. GRANT):	10,875.62-	6,546.45	7,793.18	12,122.35-
TOTAL FOR FUND-SCC 599 9199 (GRANT SMALL RURAL SCHOOL GRANTS):	24,037.00	0.00	0.00	24,037.00
TOTAL FOR FUND-SCC 599 9918 (REAP FY2018):	24,311.50	0.00	0.00	24,311.50

Date: 06/03/2019
Time: 7:05 am

BRADFORD BOARD OF EDUCATION
Financial Detail Report for 05/01/2019 - 05/31/2019 by FUND-SCC
Called from FINSUM to check balances

Page: 6
(FINDET)

Begin Balance	Receipts	Expenditures	End Balance
8,396,281.54	472,259.58	594,361.09	8,334,180.03

GRAND TOTALS:

DEPOSITORY	MONTH OF MAY		MAY		VARIANCE
	APRIL				
COVINGTON SAVINGS & LOAN	\$ 28,736.60		\$ 56,840.10		\$ 28,103.50
COVINGTON SAVINGS & LOAN	\$ 500.01		\$ 500.01		\$ -
GREENVILLE NATIONAL BANK	\$ 1,000.00		\$ 1,000.00		\$ -
SECOND NATIONAL BANK	\$ 1,014,658.68		\$ 1,018,898.89		\$ 4,240.21
STAR OHIO	\$ 3,585,636.60		\$ 3,485,757.59		\$ (99,879.01)
STAR OHIO PLUS	\$ 2,515,749.65		\$ 2,521,183.44		\$ 5,433.79 ok
	\$ 7,146,281.54		\$ 7,084,180.03		\$ (62,101.51)
					\$ -
					\$ -
CDARS	\$ 1,250,000.00		\$ 1,250,000.00		\$ -
PETTY CASH	\$ 100.00	MEMO	\$ 100.00	memo	\$ -
LIBRARY CHANGE FUND	\$ -		\$ -		\$ -
CAFETERIA CHANGE FUND	\$ 80.00	MEMO	\$ -	memo	\$ (80.00)
ATHLETIC CHANGE FUND	\$ 1,500.00	MEMO	\$ -	memo	\$ (1,500.00)
	\$ 8,396,281.54		\$ 8,334,180.03		\$ (62,101.51)
					\$ 8,334,180.03
					\$ (8,334,180.03)

DATE: 06/03/2019
TIME: 07:19

BRADFORD BOARD OF EDUCATION
CASH RECONCILIATION AS OF 05/31/2019

PAGE: 1
(USAEMSED)

	SUB-TOTALS	TOTALS
	-----	-----
Gross Depository Balances:		
SECOND NATIONAL BANK	\$ 1,018,898.89	
COVINGTON SAVINGS & LOAN	121,945.59	
COVINGTON SAVINGS & LOAN-ATHLETI	565.01	
STAR OHIO	3,443,165.84	
STAR OHIO PLUS	2,521,183.44	
FIRST FINANCIAL BANK	0.00	
GREENVILLE NATIONAL BANK	72,548.96	

Total Depository Balances (Gross)		\$ 7,178,307.73
Adjustments to Bank Balance:		
Cash in Transit to Bank	\$ 42,591.75	
Outstanding Checks	136,719.45-	
Adjustments	0.00	


Total Adjustments to Bank Balance		94,127.70-
Investments:		
Treasury Bonds and Notes	\$ 0.00	
Certificate of Deposits	1,250,000.00	
Other Securities	0.00	
Other Investments:		

Total Investments		1,250,000.00
Cash on Hand:		
Petty Cash:		
Change Cash:		
Cash with Fiscal Agent	0.00	

Total Cash on Hand		0.00

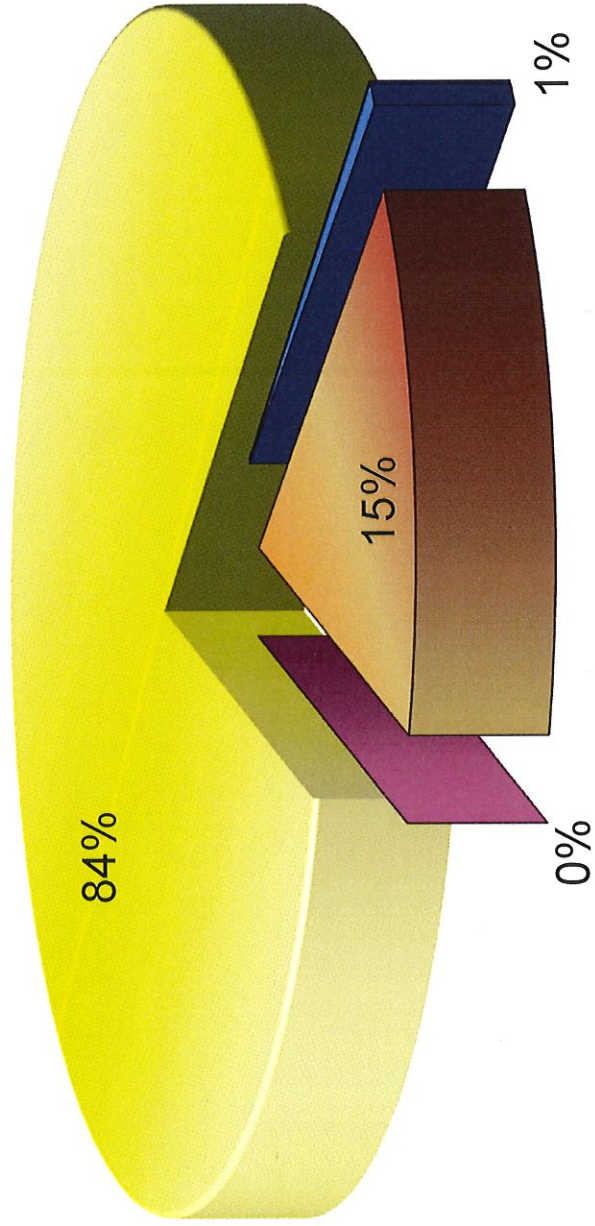
Total Balances		\$ 8,334,180.03
		=====
Total Fund Balance		\$ 8,334,180.03
		=====
Depository Clearance Accounts:		

Total Clearance Account Balances		\$ 0.00



Treasurer

INVESTMENT MAY 2019



CD'S

US AGENCIES

MONEY MARKETS

MUTUAL FUND

SCHOOL DISTRICT: BRADFORD BOARD OF EDUCATION

IRN # 045229

COUNTY: MIAMI

FISCAL YEAR: 2019 MONTH: 05

	MONTHLY ESTIMATE	MONTHLY ACTUAL	MONTHLY DIFFERENCE	FISCAL YTD ESTIMATE	FISCAL YTD ACTUAL	FISCAL YTD DIFFERENCE
REVENUES						
01.010 General Property (Real Estate)	0	0	0	0	919,546	919,546
01.020 Tangible Personal Property Tax	0	0	0	0	45,038	45,038
01.030 Income Tax	0	0	0	0	1,171,369	1,171,369
01.035 Unrestricted Grants-in-Aid	0	354,316	354,316	0	3,869,724	3,869,724
01.040 Restricted Grants-in-Aid	0	3,370	3,370	0	37,332	37,332
01.045 Restricted Grants-in-Aid - SFSF	0	0	0	0	0	0
01.050 Property Tax Allocation	0	0	0	0	155,134	155,134
01.060 All Other Operating Revenue	0	51,934	51,934	0	581,815	581,815
01.070 Total Revenue	0	409,620	409,620	0	6,779,958	6,779,958
OTHER FINANCING SOURCES						
02.010 Proceeds from Sale of Notes	0	0	0	0	0	0
02.020 State Emergency Loans & Advancements (Approved)	0	0	0	0	0	0
02.040 Operating Transfers-In	0	0	0	0	0	0
02.050 Advances-In	0	0	0	0	20,799	20,799
02.060 All Other Financing Sources	0	0	0	0	78,822	78,822
02.070 Total Other Financing Sources	0	0	0	0	99,621	99,621
02.080 Total Revenues and Other Financing Sources	0	409,620	409,620	0	6,879,579	6,879,579
EXPENDITURES						
03.010 Personal Services	0	247,876	247,876	0	3,040,964	3,040,964
03.020 Employees' Retirement/Insurance Benefits	0	104,054	104,054	0	1,134,826	1,134,826
03.030 Purchased Services	0	107,587	107,587	0	1,229,255	1,229,255
03.040 Supplies and Materials	0	10,726	10,726	0	112,934	112,934
03.050 Capital Outlay	0	200	200	0	174,608	174,608
03.060 Intergovernmental	0	0	0	0	0	0
04.010 Debt Service: All Principal (Historical)	0	0	0	0	0	0
04.020 Debt Service: Principal - Notes	0	0	0	0	0	0
04.030 Debt Service: Principal - State Loans	0	0	0	0	0	0
04.040 Debt Service: Principal - State Advancements	0	0	0	0	0	0
04.050 Debt Service: Principal - HB 264 Loans	0	0	0	0	0	0
04.055 Debt Service: Principal - Other	0	0	0	0	0	0
04.060 Debt Service: Interest and Fiscal Charges	0	0	0	0	0	0
04.300 Other Objects	0	9,973	9,973	0	166,763	166,763
04.500 Total Expenditures	0	480,416	480,416	0	5,859,350	5,859,350
OTHER FINANCING USES						
05.010 Operating Transfers - Out	0	0	0	0	0	0
05.020 Advances - Out	0	0	0	0	140,897	140,897
05.030 All Other Financing Uses	0	0	0	0	0	0
05.040 Total Other Financing Uses	0	0	0	0	140,897	140,897
05.050 Total Expenditure and Other Financing Uses	0	480,416	480,416	0	6,000,247	6,000,247
06.010 Excess Rev & Oth Financing Sources over(under) Exp &	0	70,796-	70,796-	0	879,332	879,332
07.010 Beginning Cash Balance	0	6,890,544	6,890,544	0	5,940,416	5,940,416
07.020 Ending Cash Balance	0	6,819,748	6,819,748	0	6,819,748	6,819,748
08.010 Outstanding Encumbrances	0	678,384	678,384	0	678,384	678,384

	FY ACTUAL	JULY JANUARY	AUGUST FEBRUARY	SEPTEMBER MARCH	OCTOBER APRIL	NOVEMBER MAY	DECEMBER JUNE
REVENUES							
01.010 General Property (Real Estate)	919,646	125,000	254,616	0	0	0	0
01.020 Tangible Personal Property Tax	45,038	0	21,706	0	0	0	0
01.030 Income Tax	1,171,369	361,704	0	0	277,769	0	0
01.035 Unrestricted Grants-in-Aid	3,869,724	338,991	349,062	351,873	370,167	343,093	353,985
01.040 Restricted Grants-in-Aid	37,332	2,928	2,926	3,024	2,828	2,768	5,568
01.045 Restricted Grants-in-Aid - SFSF	0	3,668	3,476	3,421	3,354	3,370	0
01.050 Property Tax Allocation	155,134	0	0	0	0	0	0
01.060 All Other Operating Revenue	581,815	90,671	47,987	75,924	998	0	0
01.070 Total Revenue	6,779,958	43,884	45,368	42,525	35,687	0	0
OTHER FINANCING SOURCES							
02.010 Proceeds from Sale of Notes	0	0	0	0	0	0	0
02.020 State Emergency Loans & Advancements (App	0	0	0	0	0	0	0
02.040 Operating Transfers-In	0	0	0	0	0	0	0
02.050 Advances-In	20,799	0	0	10,799	0	10,000	0
02.060 All Other Financing Sources	78,822	12,542	22,333	2,955	19,345	6,219	150
02.070 Total Other Financing Sources	99,621	12,542	22,333	13,754	19,345	16,219	150
02.080 Total Revenues and Other Financing Source	6,879,579	931,836	688,630	488,531	719,193	403,261	402,643
EXPENDITURES							
03.010 Personal Services	3,040,964	243,481	375,755	246,840	248,036	280,503	258,424
03.020 Employees' Retirement/Insurance Benefits	1,134,826	238,857	239,418	410,825	250,949	247,876	0
03.030 Purchased Services	1,229,255	99,074	92,222	110,574	92,835	92,972	102,188
		123,957	105,186	106,514	105,250	104,054	0
		141,905	79,763	112,420	103,912	158,435	137,556
		62,616	87,204	109,667	128,190	107,587	0

DATE: 05/03/2019
 TIME: 07:22:31

SCHOOL DISTRICT: BRADFORD BOARD OF EDUCATION
 IRN # 045229

COUNTY: MIAMI

FISCAL YEAR: 2019

PAGE: 2

SM2 REPORT BY MONTH

	FY ACTUAL	JANUARY	FEBRUARY	AUGUST	SEPTEMBER	OCTOBER	NOVEMBER	DECEMBER
		JULY			MARCH	APRIL	MAY	JUNE
03.040 Supplies and Materials	112,934	2,949	12,909	14,894	14,894	30,081	6,045	6,527
		3,442	8,341	3,785	15,145	10,728		0
03.050 Capital Outlay	174,608	308- 479	2,282 400	159,275	0	568 150	3,666 200	7,896
03.060 Intergovernmental	0	0	0	0	0	0	0	0
04.010 Debt Service: All Principal (Historical)	0	0	0	0	0	0	0	0
04.020 Debt Service: Principal - Notes	0	0	0	0	0	0	0	0
04.030 Debt Service: Principal - State Loans	0	0	0	0	0	0	0	0
04.040 Debt Service: Principal - State Advanceme	0	0	0	0	0	0	0	0
04.050 Debt Service: Principal - HB 264 Loans	0	0	0	0	0	0	0	0
04.055 Debt Service: Principal - Other	0	0	0	0	0	0	0	0
04.060 Debt Service: Interest and Fiscal Charges	0	0	0	0	0	0	0	0
04.300 Other Objects	166,763	33,276	15,813	8,953	13,706	8,575	13,487	0
		13,295	14,191	20,921	15,173	9,973		
04.500 Total Expenditures	5,659,350	520,377	578,744	652,446	489,138	550,196	526,078	0
		442,646	454,740	651,712	512,857	480,416		
OTHER FINANCING USES								
05.010 Operating Transfers - Out	0	0	0	0	0	0	0	0
05.020 Advances - Out	140,897	0	55,000	15,000	38,897	0	0	0
		0	0	32,000	0	0	0	0
05.030 All Other Financing Uses	0	0	0	0	0	0	0	0
05.040 Total Other Financing Uses	140,897	0	55,000	15,000	38,897	0	0	0
		0	0	32,000	0	0	0	0
05.050 Total Expenditure and Other Financing Use	6,000,247	520,377	633,744	667,446	528,035	550,196	526,078	0
		442,646	454,740	683,712	512,857	480,416		
06.010 Excess Rev & Oth Financing Sources over(u	879,332	411,459	64,866	178,915-	191,159	146,935-	123,435-	0
		216,219	28,452	282,119	205,120	70,796-		
07.010 Beginning Cash Balance	5,940,416	5,940,416	6,351,875	6,416,761	6,237,846	6,429,004	6,282,069	0
		6,158,634	6,374,853	6,403,305	6,695,424	6,890,544		
07.020 Ending Cash Balance	6,819,748	6,351,875	6,416,761	6,237,846	6,429,004	6,282,069	6,158,634	0
		6,374,853	6,403,305	6,665,424	6,890,544	6,819,748		

DATE: 06/03/2019

TIME: 07:22:31 SCHOOL DISTRICT: BRADFORD BOARD OF EDUCATION

SM2 REPORT BY MONTH

IRN # 045229

COUNTY: MIAMI

PAGE: 3

FISCAL YEAR: 2019

FY ACTUAL	JANUARY	FEBRUARY	MARCH	APRIL	MAY	JUNE
0	1,165,364	1,193,269	1,168,482	1,070,271	1,073,209	924,011
	911,892	844,315	797,809	715,379	678,384	0

08.010 Outstanding Encumbrances

DATE: 06/03/19
TIME: 09:40

BRADFORD BOARD OF EDUCATION
MONTHLY STATEMENT BOARD/ACTIVITY ACCOUNTS - MAY

PAGE: 1
MDECA CREATED (CASSUM)

FUND/SCC	DESCRIPTION	LAST MONTH'S BALANCE	CURRENT RECEIPTS	CURRENT EXPENDITURES	CURRENT CASH BALANCE
001 0000	GENERAL FUND	6,945,408.68	393,773.18	479,634.59	6,859,547.27
001 9000	GENERAL	5,151.82	0.00	0.00	5,151.82
001 9002	SED BUS PURCHASE SET-ASIDES DARKE CO	31,156.92	0.00	0.00	31,156.92
001 9003	MH BUS PURCHASE SET-ASIDES - DARKE CO	66,502.99	0.00	0.00	66,502.99
001 9045	GENERAL	58,577.16	0.00	0.00	58,577.16
001 9118	GENERAL FUND EXPENDITURE FOR LITERACY GRANT	5,746.68	0.00	0.00	5,746.68
001 9119	STRIVING READERS GRANT	17,419.58	0.00	0.00	17,419.58
001 9121	TEXTBOOK AND INSTRUCTIONAL MATERIALS SET-ASID	81,682.50	0.00	0.00	81,682.50
001 9122	CAPITAL MAINTENANCE SET-ASIDES	434,022.97	0.00	0.00	434,022.97
001 9125	Cafeteria Plan Refunds	651.98	0.00	0.00	651.98
001 9139	Miami County Services	0.00	0.00	0.00	0.00
001 9154	MEDICAL REIMBURSEMENT	1,388.56	0.00	0.00	1,388.56
001 9194	GENERAL FUND - STATE BUS PURCHASE ALLOWANCE	4,229.48	15,660.78	0.00	17,049.34
001 9195	GENERAL FUND - PARITY	116,690.81	0.00	0.00	116,690.81
001 9215	BOOSTER CLUB MONEY FOR FOOD ACTIVITIES	90.62	0.00	0.00	90.62
001 9221	TRANSPORATION USING VAN	348.06	0.00	0.00	348.06
001 9222	GENERAL	331.37	186.04	0.00	517.41
001 9318	PETTY CASH ACCOUNTS	100.00	0.00	0.00	100.00
001 9320	GENERAL	30.00	0.00	0.00	30.00
001 9412	GENERAL STATE SETASIDE	113,345.65	0.00	0.00	113,345.65
001 9718	GENERAL	62,717.08	0.00	0.00	62,717.08
001 9819	FEDERAL GRANT EXPENDITURES IN GENERAL FUND	35.72	0.00	0.00	35.72
001 9900	Previous Years Expenditures	14,307.90	0.00	780.76	15,088.66
001 9920	EXPENDITURES FOR THE 2019-2020 YEAR	0.00	0.00	0.00	0.00
002 0000	BOND RETIREMENT 4.12 MILLS BOND REG/BLDG 2020	129,706.31	0.00	2,138.28	127,568.03
002 9020	BOND RETIREMENT .58 MILLS BOND SITE 2020	21,843.93	0.00	305.47	21,538.46
003 0000	PERMANENT IMPROVEMENT FUND	441,263.90	0.00	0.00	441,263.90
006 0000	LUNCHROOM/FOOD SERVICE	96,737.19	25,439.15	17,324.35	104,851.99
006 9318	PETTY CASH ACCOUNTS	80.00	0.00	80.00	0.00
007 9000	UNCLAIMED FUNDS	489.73	0.00	0.00	489.73
007 9900	BRADFORD FIRE & RESCUE SCHOLARSHIP	500.00	0.00	0.00	500.00
007 9901	CREIGLOW SCHOLARSHIP FUND	500.00	0.00	500.00	0.00
007 9902	BLESSED DIRECTION INC. SCHOLARSHIP	6,500.00	0.00	0.00	6,500.00
007 9903	MAX WEAVER SCHOLARSHIP FUND	500.00	0.00	0.00	500.00
007 9904	CLASS OF 1957 SCHOLARSHIP FUND	0.00	0.00	0.00	0.00
007 9905	CHAD NOLAN SCHOLARSHIP/MISC	4,250.00	0.00	0.00	4,250.00
007 9906	COVINGTON EAGLES SCHOLARSHIP FUND	4,274.62	0.00	0.00	4,274.62
007 9907	PEPSI AND COCA-COLA SCHOLARSHIP FUNDS	2,000.00	0.00	0.00	2,000.00
007 9908	RICHARD "DICK" HARMON SCHOLARSHIP FUND	23,000.00	0.00	0.00	23,000.00
007 9909	VERNON LINDEMAN LINEMAN SCHOLARSHIP	1,000.00	0.00	0.00	1,000.00
007 9910	AAA SCHOLARSHIP FUND	0.00	0.00	0.00	0.00
007 9911	RAY FRUITT SCHOLARSHIP FUND	0.00	0.00	0.00	0.00
007 9912	HAROLD MARKER SCHOLARSHIP FUND	2,000.00	0.00	0.00	2,000.00
007 9913	COVINGTON SAVINGS & LOAN SCHOLARSHIP	500.00	0.00	0.00	500.00
007 9977	GANGER SCHOLARSHIP DONATION-CLASS OF 1977	0.00	125.00	0.00	125.00
007 9994	BRADFORD EDUCATION ASSN. SCHOLARSHIP FUND	5,992.01	4,000.00	0.00	9,992.01
007 9996	PRODUCTION PAINT FINISHERS GRANT/SPECIAL TRUS	10,503.14	22.14	0.00	10,525.28
008 0000	WADE KINDERGARTEN	44,165.60	93.12	0.00	44,258.72
008 9202	BEARD ENDOWMENT	0.00	0.00	0.00	0.00
010 0000	CLASSROOM FACILITIES	31,005.84	2,280.00	454.66	32,831.18
018	PUBLIC SUPPORT SCHOOL FUND				
019 0000	OTHER GRANT	2.85	0.00	0.00	2.85

FUND/SCC	DESCRIPTION	LAST MONTH'S BALANCE	CURRENT RECEIPTS	CURRENT EXPENDITURES	CURRENT CASH BALANCE
019 9001	SHOPA KIDS IN NEED FOUNDATION GRANT	0.35	0.00	0.00	0.35
019 9002	MIAMI COUNTY FOUNDATION -HS MUSIC DEPARTMENT	0.00	0.00	0.00	0.00
019 9003	MIAMI COUNTY FOUNDATION-FEELING GOOD MILE HIG	1.84	0.00	0.00	1.84
019 9004	RADIO & TEL NEWS DIRECTORS FOUND MEDIA TECH	174.02	0.00	0.00	174.02
019 9005	ECO GARDEN GRANT MIAMI COUNTY PARK DISTRICT	500.00	0.00	0.00	500.00
019 9006	ECO GARDEN GRANT- TROY FOUNDATION	0.00	0.00	0.00	0.00
019 9007	REED - VALEDICTORIAN/MEMORIAL	309.58	0.00	0.00	309.58
019 9008	MIAMI COUNTY FOUNDATION ECO GARDEN GRANT	3.75	0.00	0.00	3.75
019 9009	ELEMENTARY ART - TROY FOUNDATION	12.91	0.00	0.00	12.91
019 9011	MIAMI COUNTY FOUNDATION ALL ABOARD PROGRAM	102.22	0.00	0.00	102.22
019 9012	MAC GRANT	1,093.18	0.00	0.00	1,093.18
019 9013	ALL-ABOARD- OTHER GRANT	0.00	0.00	0.00	0.00
019 9014	TROY FOUNDATION SUMMER ART CAMP	0.00	0.00	0.00	0.00
019 9015	MIAMI COUNTY FOUNDATION ELEMENTARY GRANT	20.25	0.00	0.00	20.25
019 9016	PTO-ELEMENTARY TECHNOLOGY GRANT	0.00	0.00	0.00	0.00
019 9017	EAGLES-COVINGTON DONATION	0.00	0.00	0.00	0.00
019 9018	MIAMI COUNTY FOUNDATION-ART DISCOVERY CAMP	5,927.64	0.00	0.00	5,927.64
019 9019	MIAMI COUNTY FOUNDATION FALL/ELE HEALTH	512.62	0.00	0.00	512.62
019 9020	MIAMI COUNTY FOUNDATION MEDIA CENTER GRANT	7,000.00	0.00	0.00	7,000.00
019 9021	TROY FOUNDATION FIELD TRIP GRANT	0.00	0.00	0.00	0.00
019 9022	MISCELLANEOUS FIELD TRIP GRANTS	0.00	0.00	0.00	0.00
019 9023	VIVIAN RUSSELL KINDERGARTEN FUND	758.76	0.00	0.00	758.76
019 9024	ANNA BIER ART GRANT	57.87	0.00	0.00	57.87
019 9025	COMMUNITY BLOOD CENTER GRANT	593.99	0.00	0.00	593.99
019 9026	BELIEVE IN OHIO GRANT	67.65	0.00	0.00	67.65
019 9027	TRI-COUNTY BOARD OF REC AND MENTAL HEALTH GRA	0.00	0.00	0.00	0.00
019 9131	MIAMI COUNTY FOUNDATION SEMI-ANNUAL GRANT	3,252.48	0.00	0.00	3,252.48
019 9132	OTHER GRANT RENAISSANCE	0.00	0.00	0.00	0.00
019 9181	MIAMI COUNTY PARKS - GIZMOS GRANT	5.00	2,200.00	0.00	2,205.00
019 9182	Miami County Parks-7th Growth Mindsets	0.00	0.00	0.00	0.00
019 9191	MIAMI CO FOUNDATION-PHONES/RADIOS	0.00	0.00	0.00	0.00
019 9192	MIAMI CO FOUNDATION-FRENCH HORNS	0.00	0.00	0.00	0.00
019 9193	MIAMI CO FOUNDATION-CAMERAS	0.00	0.00	0.00	0.00
019 9222	OTHER GRANT LIBRARY	10.00	0.00	0.00	10.00
019 9230	OTHER GRANT	150.00	0.00	0.00	150.00
019 9272	Miami County Foundation Grant-Water Fountains	0.00	5,090.00	0.00	5,090.00
019 9340	Miami County Foundation Grant-3-D Printer	0.00	3,952.00	0.00	3,952.00
019 9410	GRANT FROM DARKE COUNTY FOUNDATION	1,100.00	0.00	0.00	1,100.00
019 9517	OTHER GRANT	6,400.00	0.00	0.00	6,400.00
020 9989	EARLY CHILDHOOD/PRE-SCHOOL	0.00	0.00	0.00	0.00
022 0000	OHSAA TOURNAMENT ACCOUNTS	399.54	1,884.00	0.00	2,283.54
022 9718	DISTRICT AGENCY	1,015.85	0.00	0.00	1,015.85
034 0000	CLASSROOM FACILITY MAINTENANCE	459,591.59	0.00	0.00	459,591.59
034 9045	MAINTENANCE FUND DELINQUENCIES	1,065.27	0.00	0.00	1,065.27
200	ACTIVITY FUND	33,616.66	2,236.60	2,677.69	33,175.57
300	ATHLETIC/MUSIC FUND	76,442.15	8,771.12	9,324.05	75,889.22
416 9205	STUDENT INTERVENTION 9-10 GRADE PROF DEVELOP	0.00	0.00	0.00	0.00
416 9906	STUDENT INTERVENTION GRADE 9-10 PROF DEVELOP	0.00	0.00	0.00	0.00
432 9006	EMIS FY 2006	0.00	0.00	0.00	0.00
432 9204	MANAGE. INFO. SYS. FUND	0.00	0.00	0.00	0.00
432 9205	MANGED INFO SYSTEM STATE FY 2005	0.00	0.00	0.00	0.00
432 9206	MANAGE. INFO. SYS. FUND	0.00	0.00	0.00	0.00

FUND/SCC	DESCRIPTION	LAST MONTH'S BALANCE	CURRENT RECEIPTS	CURRENT EXPENDITURES	CURRENT CASH BALANCE
432 9207	MANAGEMENT INFO SYSTEMS FY2007	0.00	0.00	0.00	0.00
432 9208	EMIS FY2008	0.00	0.00	0.00	0.00
432 9209	EMIS FY2009	0.00	0.00	0.00	0.00
432 9210	EMIS FY2010	0.00	0.00	0.00	0.00
432 9211	EMIS FY2011	0.00	0.00	0.00	0.00
432 9212	EMIS FY2012	0.00	0.00	0.00	0.00
450 9204	SCHOOLNET PLUS GRADE 7 FY 2004	0.00	0.00	0.00	0.00
450 9206	SCHOOLNET PLUS FY 2006 ROUND #8	0.00	0.00	0.00	0.00
450 9207	SCHOOLNET PLUS FY2007	0.00	0.00	0.00	0.00
450 9905	SCHOOLNET PLUS ROUND 5	0.00	0.00	0.00	0.00
451 9204	ONenet FY 2004	0.00	0.00	0.00	0.00
451 9205	DATA COMM ONenet FY 2005	0.00	0.00	0.00	0.00
451 9206	DATA COMM	0.00	0.00	0.00	0.00
451 9207	DATA COMM FY2007	0.00	0.00	0.00	0.00
451 9208	DATA COMM FY2008	0.00	0.00	0.00	0.00
451 9209	DATA COMM FY2009	0.00	0.00	0.00	0.00
451 9210	DATA COMM FY2010	0.00	0.00	0.00	0.00
451 9211	DATA COMM FY2011	0.00	0.00	0.00	0.00
451 9212	DATA COMM FY2012	0.00	0.00	0.00	0.00
451 9213	DATA COMM FY2013	0.00	0.00	0.00	0.00
451 9214	DATA COMM FY14	0.00	0.00	0.00	0.00
451 9215	FY15 DATA COMM	0.00	0.00	0.00	0.00
451 9216	FY16 DATA COMMUNICATIONS	0.00	0.00	0.00	0.00
451 9217	FY17 DATA COMMUNICATIONS	0.00	0.00	0.00	0.00
451 9718	FY18 DATA COMMUNICATIONS	0.00	0.00	0.00	0.00
451 9819	FY19 DATA COMMUNICATIONS	0.00	0.00	0.00	0.00
452 9204	SCHOOLNET PROF DEV FY 2004	3,100.00	0.00	0.00	3,100.00
452 9205	SCHOOLNET PROF DEV FY 2005	0.00	0.00	0.00	0.00
452 9206	SCHOOLNET PROF DEV FY 2006	0.00	0.00	0.00	0.00
452 9207	SCHOOLNET PROF DEV FY2007	0.00	0.00	0.00	0.00
452 9208	SCHOOLNET PROF DEV FY2008	0.00	0.00	0.00	0.00
452 9209	SCHOOLNET PROF DEV FY2009	0.00	0.00	0.00	0.00
452 9210	SCHOOLNET PROF DEV FY2010	0.00	0.00	0.00	0.00
454 9202	TECH EQUITY FY 2002	0.00	0.00	0.00	0.00
454 9203	TECH EQUITY FY03	0.00	0.00	0.00	0.00
458 9203	IVDL FY 2003 TOBACCO SETTLEMENT	0.00	0.00	0.00	0.00
459 9003	OHIO READS FY 2003 VOLUNTEER	0.00	0.00	0.00	0.00
459 9004	OHIO READS FY 2004 VOLUNTEER	0.00	0.00	0.00	0.00
459 9005	OHIO READS FY2005 VOLUNTEER	0.00	0.00	0.00	0.00
459 9006	OHIO READS FY 2006 VOLUNTEER	0.00	0.00	0.00	0.00
459 9007	OHIO READS FY2007 VOLUNTEER GRANT	0.00	0.00	0.00	0.00
459 9200	OHIO READS FY 2002 VOLUNTEER	0.00	0.00	0.00	0.00
459 9201	OHIO READS FY 2001 VOLUNTEER	0.00	0.00	0.00	0.00
459 9202	OHIO READS FY 2002	0.00	0.00	0.00	0.00
459 9203	OHIO READS FY 2003 #15044	0.00	0.00	0.00	0.00
459 9204	OHIO READS CONTINUATION GRANT FY 2004 003368	0.00	0.00	0.00	0.00
459 9205	OhioReads FY 2005	0.00	0.00	0.00	0.00
459 9206	OHIO READS FY 2006	0.00	0.00	0.00	0.00
459 9207	OHIO READS GRANT FY2007	0.00	0.00	0.00	0.00
459 9902	OHIO READS SUMMER 2002	0.00	0.00	0.00	0.00
459 9903	OHIO READS NEW SUMMER COMMUNITY #35173	0.00	0.00	0.00	0.00
460 9204	STUDENT INTERVENTION GRADES 9-10 FY 05	0.00	0.00	0.00	0.00

FUND/SCC	DESCRIPTION	LAST MONTH'S BALANCE	CURRENT RECEIPTS	CURRENT EXPENDITURES	CURRENT CASH BALANCE
460 9205	STUDENT INTERVENTION GRADES 1-4 FY 2005	0.00	0.00	0.00	0.00
499 9191	School Safety Grant	0.00	0.00	0.00	0.00
499 9207	FY2007 GIFTED SUPPLEMENTAL FUNDS	0.00	0.00	0.00	0.00
499 9208	GIFTED SUPPLEMENTAL FUNDS FY2008	0.00	0.00	0.00	0.00
499 9209	GIFTED SUPPLEMENTAL FUNDS FY2009	0.00	0.00	0.00	0.00
499 9210	SAFE ROUTES TO SCHOOL GRANT FY2010	0.00	0.00	0.00	0.00
499 9211	MISC. STATE GRANT SCHOOL IMPR INCENT AWARD	0.00	0.00	0.00	0.00
499 9214	OSFC SAFETY AND SECURITY GRANT	0.00	0.00	0.00	0.00
499 9718	MISC. STATE GRANT	0.00	0.00	0.00	0.00
499 9819	Ohio School Safety Grants	2,570.75	0.00	0.00	2,570.75
499 9907	OHIO CORE IMPLEMENTATION GRANT	0.00	0.00	0.00	0.00
499 9909	ADVANCED ENERGY GRANT - OHIO DEPT OF DEVELOPM	0.00	0.00	0.00	0.00
504 0000	ED JOBS FUND	0.00	0.00	0.00	0.00
506 0000	RACE TO THE TOP FEDERAL FUNDS	0.00	0.00	0.00	0.00
516 0000	IDEA PART B	0.00	0.00	0.00	0.00
516 9017	IDEA PART B	0.00	0.00	0.00	0.00
516 9018	IDEA PART B	0.00	0.00	0.00	0.00
516 9206	IDEA PART B FY 2006	0.00	0.00	0.00	0.00
516 9207	IDEA PART B FY2007 (FLOW-THRU)	0.00	0.00	0.00	0.00
516 9208	IDEA B SPECIAL ED FY2008 FLOW THRU	0.00	0.00	0.00	0.00
516 9209	IDEA B SPECIAL ED FY2009 FLOWTHRU	0.00	0.00	0.00	0.00
516 9210	IDEA B SPECIAL ED FY2010	0.00	0.00	0.00	0.00
516 9211	IDEA B SPECIAL ED FY2011	0.00	0.00	0.00	0.00
516 9212	IDEA B SPECIAL ED FY2012	0.00	0.00	0.00	0.00
516 9213	IDEA B SPECIAL ED FY2013	0.00	0.00	0.00	0.00
516 9214	IDEA B SPECIAL ED FY2014	0.00	0.00	0.00	0.00
516 9215	IDEA B SPECIAL ED FY2015	0.00	0.00	0.00	0.00
516 9216	IDEA B SPECIAL ED FY2016	0.00	0.00	0.00	0.00
516 9217	IDEA B SPECIAL ED FY2017	0.00	0.00	0.00	0.00
516 932N	SPECIAL ED - ARRA STIMULUS	0.00	0.00	0.00	0.00
516 932O	SPECIAL ED - ARRA STIMULUS	0.00	0.00	0.00	0.00
516 9718	IDEA PART B	0.00	0.00	0.00	0.00
516 9819	TITLE 6B GRANT FOR 2018-2019	0.00	0.00	0.00	0.00
532 932N	STATE FISCAL STABILIZATION FUND (SFSF) STIMUL	0.00	0.00	0.00	0.00
532 932O	STATE FISCAL STABILIZATION FUND (SFSF) STIMUL	0.00	0.00	0.00	0.00
533 9210	TITLE II-TECH FY2010	0.00	0.00	0.00	0.00
533 9211	TITLE II-TECH FY2011	0.00	0.00	0.00	0.00
533 9212	TITLE II-D TECH FY2012	0.00	0.00	0.00	0.00
572 0000	TITLE I	485.84	0.00	0.00	485.84
572 9203	TITLE I FY 2003	0.00	0.00	0.00	0.00
572 9204	TITLE I FY 2004	0.00	0.00	0.00	0.00
572 9205	TITLE I FY 2005	0.00	0.00	0.00	0.00
572 9206	TITLE I FY 2006	0.00	0.00	0.00	0.00
572 9207	TITLE I FY2007	0.00	0.00	0.00	0.00
572 9208	TITLE I DISADVANTAGED YOUTH FY2008	0.00	0.00	0.00	0.00
572 9209	TITLE I DISADVANTAGED YOUTH FY2009	0.00	0.00	0.00	0.00
572 9210	TITLE I DISADVANTAGED YOUTH FY2010	0.00	0.00	0.00	0.00
572 9211	TITLE I DISADVANTAGED YOUTH FY2011	0.00	0.00	0.00	0.00
572 9212	TITLE I DISADVANTAGES YOUTH FY2012	0.00	0.00	0.00	0.00
572 9213	TITLE I DISADVANTAGES YOUTH FY2013	0.00	0.00	0.00	0.00
572 9214	TITLE I DISADVANTAGED YOUTH FY2014	0.00	0.00	0.00	0.00
572 9215	TITLE I DISADVANTAGED YOUTH FY2015	0.00	0.00	0.00	0.00

DATE: 06/03/19
 TIME: 09:40

BRADFORD BOARD OF EDUCATION
 MONTHLY STATEMENT BOARD/ACTIVITY ACCOUNTS - MAY

MDECA CREATED (CASSUM)

FUND/SCC	DESCRIPTION	LAST MONTH'S BALANCE	CURRENT RECEIPTS	CURRENT EXPENDITURES	CURRENT CASH BALANCE
572 9216	TITLE I DISADVANTAGE YOUTH FY16	0.00	0.00	0.00	0.00
572 9217	TITLE I DISADVANTAGED YOUTH FY17	0.00	0.00	0.00	0.00
572 9218	TITLE I DISADVANTAGED YOUTH FY18	0.00	0.00	0.00	0.00
572 932N	TITLE I STIMULUS FY2010	0.00	0.00	0.00	0.00
572 9320	TITLE I STIMULUS FY2011	0.00	0.00	0.00	0.00
572 9718	TITLE I DISADVANTAGES YOUTH FY18	0.00	0.00	0.00	0.00
572 9819	TITLE ONE 2018-2019 SCHOOL YEAR	28,712.01	0.00	13,508.06	15,203.95
573 9005	TITLE V FY 04 CARRYOVER	0.00	0.00	0.00	0.00
573 9204	TITLE V FY 2004	0.00	0.00	0.00	0.00
573 9205	TITLE V FY 2005	0.00	0.00	0.00	0.00
573 9206	TITLE V FY 2006	0.00	0.00	0.00	0.00
573 9207	TITLE V FY2007	0.00	0.00	0.00	0.00
573 9208	TITLE V FY2008	0.00	0.00	0.00	0.00
573 9209	TITLE V FY2009	0.00	0.00	0.00	0.00
584 9005	DRUG FREE GRANT FY 2004 CARRYOVER	0.00	0.00	0.00	0.00
584 9204	TITLE IV-A SAFE AND DRUG FREE SCHOOLS FY 2004	0.00	0.00	0.00	0.00
584 9205	DRUG FREE GRANT FY 2005	0.00	0.00	0.00	0.00
584 9206	DRUG FREE GRANT FY 2006	0.00	0.00	0.00	0.00
584 9207	SAFE AND DRUG FREE GRANT FY2007	0.00	0.00	0.00	0.00
584 9208	SAFE AND DRUG FREE FY2008	0.00	0.00	0.00	0.00
584 9209	SAFE AND DRUG FREE FY2009	0.00	0.00	0.00	0.00
584 9210	SAFE AND DRUG FREE FY2010	0.00	0.00	0.00	0.00
587 9017	PRESCHOOL MONIES	0.00	0.00	0.00	0.00
587 9018	PRESCHOOL MONIES	0.00	0.00	0.00	0.00
587 9206	IDEA FY 2006 DK CO FLOW-THRU	0.00	0.00	0.00	0.00
587 9207	IDEA PRESCHOOL FY2007 (FLOW-THRU)	0.00	0.00	0.00	0.00
587 9208	IDEA PRESCHOOL SPEC ED FY2008 FLOW THRU	0.00	0.00	0.00	0.00
587 9209	IDEA PRESCHOOL SPEC ED FY2009 FLOWTHRU	0.00	0.00	0.00	0.00
587 9210	IDEA PRESCHOOL SPEC ED FY2010	0.00	0.00	0.00	0.00
587 9211	IDEA PRESCHOOL SPEC ED FY2011	0.00	0.00	0.00	0.00
587 9212	IDEA PRESCHOOL SPEC ED FY2012	0.00	0.00	0.00	0.00
587 9213	IDEA PRESCHOOL SPEC ED FY2013	0.00	0.00	0.00	0.00
587 9214	IDEA PRESCHOOL SPEC ED FY2013	0.00	0.00	0.00	0.00
587 9215	IDEA PRESCHOOL SPEC ED FY2015	0.00	0.00	0.00	0.00
587 9216	IDEA PRESCHOOL SPEC ED FY2016	0.00	0.00	0.00	0.00
587 9217	IDEA PRESCHOOL SPEC ED FY2017	0.00	0.00	0.00	0.00
587 932N	IDEA B FY2010 STIMULUS	0.00	0.00	0.00	0.00
587 9320	IDEA B FY2011 STIMULUS	0.00	0.00	0.00	0.00
587 9718	IDEA	0.00	0.00	0.00	0.00
587 9819	PRESCHOOL GRANT FOR 2018-2019	0.00	0.00	0.00	0.00
590 9005	IMPROVING TCHR QUALITY (FY 04 Carryover) FY05	0.00	0.00	0.00	0.00
590 9014	IMPROVING TEACHER QUALITY FY14	0.00	0.00	0.00	0.00
590 9203	TITLE II-A FY 2003 IMPROVING TEACHER QUALITY	0.00	0.00	0.00	0.00
590 9204	IMPROVING TEACHER QUALITY FY 2004	0.00	0.00	0.00	0.00
590 9205	IMPROVING TCHR QUALITY FY 2005	0.00	0.00	0.00	0.00
590 9206	IMPROVING TCHR QUALITY FY 2006	0.00	0.00	0.00	0.00
590 9207	IMPROVING TEACHER QUALITY FY2007	0.00	0.00	0.00	0.00
590 9208	IMPROVING TEACHER QUALITY FY2008	0.00	0.00	0.00	0.00
590 9209	IMPROVING TEACHER QUALITY FY2009	0.00	0.00	0.00	0.00
590 9210	IMPROVING TEACHER QUALITY FY2010	0.00	0.00	0.00	0.00
590 9211	IMPROVING TEACHER QUALITY FY2011	0.00	0.00	0.00	0.00
590 9212	IMPROVING TEACHER QUALITY FY2012	0.00	0.00	0.00	0.00

FUND/SCC	DESCRIPTION	LAST MONTH'S BALANCE	CURRENT RECEIPTS	CURRENT EXPENDITURES	CURRENT CASH BALANCE
590 9213	IMPROVING TEACHER QUALITY FY2013	0.00	0.00	0.00	0.00
590 9214	IMPROVING TEACHER QUALITY FY2014	0.00	0.00	0.00	0.00
590 9215	IMPROVING TEACHER QUALITY FY2015	0.00	0.00	0.00	0.00
590 9216	IMPROVING TEACHER QUALITY FY2016	0.00	0.00	0.00	0.00
590 9217	IMPROVING TEACHER QUALITY FY2017	0.00	0.00	0.00	0.00
590 9218	IMPROVING TEACHER QUALITY FY18	0.00	0.00	0.00	0.00
590 9718	IMPROVING TEACHER QUALITY FY2018	0.00	0.00	0.00	0.00
590 9819	TITLE IIA FOR THE 2018-2019 SCHOOL YEAR	16,079.51	0.00	0.00	16,079.51
599 0000	OTHER MISC FEDERAL GRANTS	51.31	0.00	0.00	51.31
599 9001	FEMA MISC FEDERAL GRANT	0.00	0.00	0.00	0.00
599 9002	Assistive Technology Infusion Project Rd#2	0.00	0.00	0.00	0.00
599 9003	ASSISTIVE TECH INFUSION PROJECT Rd#3	0.00	0.00	0.00	0.00
599 9004	ATIP ROUND #4	0.00	0.00	0.00	0.00
599 9006	NATIONAL ARCHERY IN SCHOOLS PROGRAM	0.00	0.00	0.00	0.00
599 9118	MISC. FED. GRANT	71.60-	0.00	0.00	71.60-
599 9119	MISC. FED. GRANT	10,875.62-	6,546.45	7,793.18	12,122.35-
599 9199	GRANT SMALL RURAL SCHOOL GRANTS	24,037.00	0.00	0.00	24,037.00
599 9203	TITLE II-D TECHNOLOGY	0.00	0.00	0.00	0.00
599 9204	TITLE II-D FY 2004 TECHNOLOGY	0.00	0.00	0.00	0.00
599 9205	TITLE II-D FY 2005	0.00	0.00	0.00	0.00
599 9206	TITLE II-D FY 2006	0.00	0.00	0.00	0.00
599 9207	TITLE II-D FY2007	0.00	0.00	0.00	0.00
599 9208	TITLE II-D FY2008	0.00	0.00	0.00	0.00
599 9209	TITLE II-D FY2009	0.00	0.00	0.00	0.00
599 9210	TITLE II-D FY2010	0.00	0.00	0.00	0.00
599 9718	MISC. FED. GRANT	0.00	0.00	0.00	0.00
599 9819	TITLE IV FOR THE 2018-2019 SCHOOL YEAR	0.00	0.00	0.00	0.00
599 9905	REAP FEDERAL GRANT FY 2005	0.00	0.00	0.00	0.00
599 9907	REAP GRANT 2006 (FY2007)	0.00	0.00	0.00	0.00
599 9908	REAP 2007 (FY2008) FEDERAL GRANT	0.00	0.00	0.00	0.00
599 9909	REAP FY2009 FEDERAL GRANT	0.00	0.00	0.00	0.00
599 9910	REAP FY2010	0.00	0.00	0.00	0.00
599 9911	REAP FY2011	0.00	0.00	0.00	0.00
599 9912	REAP FY2012	0.00	0.00	0.00	0.00
599 9913	REAP FY2013	0.00	0.00	0.00	0.00
599 9914	REAP FY2014	0.00	0.00	0.00	0.00
599 9915	REAP FY2105	0.00	0.00	0.00	0.00
599 9916	REAP FY2016	0.00	0.00	0.00	0.00
599 9917	REAP FY2017	0.00	0.00	0.00	0.00
599 9918	REAP FY2018	24,311.50	0.00	0.00	24,311.50
GRAND TOTAL ALL FUNDS		8,396,281.54	472,259.58	534,361.09	8,334,180.03

RECEIPT LIST
List of Receipt Items by Date
MONTHLY REVENUE POSTINGS

Receipt Number	Item Number	Stat	Stat2	Description	Amount
Receipt Date: 05/01/2019					
995196	0001	A		Cash- Victoria Theater Tickets	36.00
RECEIPT TOTAL:					36.00
995197	0001	A		Cash- Victoria Theater Tickets	154.00
995197	0002	A		Miller #2025 Victoria Theater	14.00
RECEIPT TOTAL:					168.00
995198	0001	A		Student Breakfast	15.25
995198	0002	A		Adult Breakfast	0.00
995198	0003	A		Student Breakfast	6.50
995198	0004	A		Student Lunch Receipts	351.25
995198	0005	A		Student Milk Receipts	0.50
995198	0006	A		Student Alacarte	132.75
995198	0007	A		Adult Alacarte	78.25
995198	0008	A		Received On Account	(186.50)
RECEIPT TOTAL:					398.00
TOTAL FOR DATE: 05/01/2019					602.00
Receipt Date: 05/02/2019					
995199	0001	A		Student Breakfast	13.85
995199	0002	A		Adult Breakfast	0.00
995199	0003	A		Student Breakfast	8.75
995199	0004	A		Student Lunch Receipts	347.70
995199	0005	A		Student Milk Receipts	1.00
995199	0006	A		Student Alacarte	100.75
995199	0007	A		Adult Alacarte	23.75
995199	0008	A		Received On Account	986.17
RECEIPT TOTAL:					1,481.97
995200	0001	A		Cash- Victoria Theater Tickets	52.00
RECEIPT TOTAL:					52.00
995201	0001	A		2019 Elem Yearbook (12)	240.00
995201	0002	A		Mullenix #9748 Elem YrBooks	20.00
995201	0003	A		Snyder #2754 Elem YrBooks	20.00
RECEIPT TOTAL:					280.00
995202	0001	A		Cash shirts for field day (28)	140.00

List of Receipt Items by Date
MONTHLY REVENUE POSTINGS

Receipt Number	Item Number	Stat	Stat2	Description	Amount
Receipt Date: 05/02/2019					
995202	0002	A		Mead #1642 Field Day T shirts2	10.00
995202	0003	A		Lacy #1106 Field Day T shirt2	10.00
RECEIPT TOTAL:					160.00
995203	0001	A		Senior TShirts Sales	105.00
RECEIPT TOTAL:					105.00
995204	0001	A		Robert # 2176 -State Conv	20.00
RECEIPT TOTAL:					20.00
995205	0001	A		Cash shirts for field day	78.00
995205	0002	A		Bubeck #135-Field Day TShirts	5.00
995205	0003	A		Smith #2044 -Field Trip TShirt	5.00
RECEIPT TOTAL:					88.00
TOTAL FOR DATE: 05/02/2019					2,186.97
Receipt Date: 05/03/2019					
995206	0001	A		Spring book fair cash	1,176.00
995206	0002	A		Book Fair #271 S Cartonia	28.00
995206	0003	A		Book Fair A Lacy # 1105	7.99
995206	0004	A		Book Fair Estes # 1733	26.00
995206	0005	A		Book Fair Thobe # 3707	10.00
995206	0006	A		Book Fair S Glick # 7185	25.00
995206	0007	A		Book Fair W Hafer #947	14.00
RECEIPT TOTAL:					1,286.99
995207	0001	A		Spring book fair cash	1,436.00
995207	0002	A		Book Fair R Snyder #2753	23.00
995207	0003	A		Book Fair T Manuel # 5070	18.00
995207	0004	A		Book Fair T Angle # 12429	30.56
995207	0005	A		Book Fair H Canan # 1040	16.00
995207	0006	A		Book Fair D Osborne #2576	21.00
995207	0007	A		Book Fair A Gambill # 1598	25.00
995207	0008	A		Book Fair A Thobe #3708	10.00
995207	0009	A		Book Fair D Mead #1693	20.00
995207	0010	A		Book Fair W Anglin # 788	14.37
995207	0011	A		Book Fair T Miller # 2485	21.57
995207	0012	A		Book Fair C Yingst #4404	88.00
995207	0013	A		Book Fair D Huelskamp #9858	25.00

List of Receipt Items by Date
MONTHLY REVENUE POSTINGS

Receipt Number	Item Number	Stat	Stat2	Description	Amount
----------------	-------------	------	-------	-------------	--------

Receipt Date: 05/03/2019

995207	0014	A			0.00
--------	------	---	--	--	------

RECEIPT TOTAL: 1,748.50

995208	0001	A		H Gheen Ck1022-student fees	315.00
995208	0002	A		K Knepp #1046-Student fees	2,573.45
995208	0003	A		N Fries-Cash	45.00
995208	0004	A		Weldy's Dairy Bar-copies	20.00

RECEIPT TOTAL: 2,953.45

995209	0001	A		Bradford PTO Scrip ck 247	5,346.12
995209	0002	A		Hudson & Jason Hill DC Trip	600.00

RECEIPT TOTAL: 5,946.12

995210	0001	A		2019 Elem Yearbook (12)	40.00
--------	------	---	--	-------------------------	-------

RECEIPT TOTAL: 40.00

995211	0001	A		HS Principal Coke Sales	88.00
--------	------	---	--	-------------------------	-------

RECEIPT TOTAL: 88.00

995212	0001	A		Cash shirts for field day	35.00
--------	------	---	--	---------------------------	-------

RECEIPT TOTAL: 35.00

995213	0001	A		Spring book fair cash	950.29
995213	0002	A		Book Fair R Seman #3989	46.00
995213	0003	A		Book Fair R Sander #5074	15.00

RECEIPT TOTAL: 1,011.29

995214	0001	A		Student Breakfast	18.75
995214	0002	A		Adult Breakfast	2.00
995214	0003	A		Student Breakfast	1.25
995214	0004	A		Student Lunch Receipts	357.30
995214	0005	A		Student Milk Receipts	0.50
995214	0006	A		Student Alacarte	113.00
995214	0007	A		Adult Alacarte	56.00
995214	0008	A		Received On Account	(122.30)

RECEIPT TOTAL: 426.50

TOTAL FOR DATE: 05/03/2019 13,535.85

List of Receipt Items by Date
 MONTHLY REVENUE POSTINGS

Receipt Number	Item Number	Stat	Stat2	Description	Amount
Receipt Date: 05/06/2019					
995215	0001	A		Received on Acct-Lunch Payment	518.75
RECEIPT TOTAL:					518.75
995216	0001	A		FFA Advisor Meal at Ohio State	14.00
RECEIPT TOTAL:					14.00
995217	0001	A		Water Sales for cash \$ 60.00	60.00
RECEIPT TOTAL:					60.00
995218	0001	A		Cash Ticket sales for prom	490.00
995218	0002	A		Roberts #2577 Prom Tickets	70.00
995218	0003	A		Fair #9291 Prom Tickets	25.00
995218	0004	A		Maxwell #9653 Prom Tickets	25.00
995218	0005	A		Weaver #531 Prom Tickets	65.00
995218	0006	A		Canan #5684 Prom Tickets	25.00
RECEIPT TOTAL:					700.00
995219	0001	A		Library fines lost/damage book	83.45
RECEIPT TOTAL:					83.45
995220	0001	A		Spring book fair cash	4,048.34
995220	0002	A		Spring book fair prev deposit (1,286.99)
995220	0003	A		Spring book fair prev deposit (1,748.50)
995220	0004	A		Spring book fair prev deposit (1,011.29)
RECEIPT TOTAL:					1.56
995221	0001	A		Student Breakfast	25.90
995221	0002	A		Adult Breakfast	0.00
995221	0003	A		Student Breakfast	1.50
995221	0004	A		Student Lunch Receipts	274.15
995221	0005	A		Student Milk Receipts	1.00
995221	0006	A		Student Alacarte	146.00
995221	0007	A		Adult Alacarte	25.00
995221	0008	A		Received On Account (273.05)
RECEIPT TOTAL:					200.50
TOTAL FOR DATE: 05/06/2019					1,578.26

RECEIPT LIST
List of Receipt Items by Date
MONTHLY REVENUE POSTINGS

Receipt Number	Item Number	Stat	Stat2	Description	Amount
----------------	-------------	------	-------	-------------	--------

Receipt Date: 05/07/2019

995224	0001	A		Student Breakfast	14.85
995224	0002	A		Adult Breakfast	0.75
995224	0003	A		Student Breakfast	2.00
995224	0004	A		Student Lunch Receipts	272.20
995224	0005	A		Student Milk Receipts	1.50
995224	0006	A		Student Alacarte	89.75
995224	0007	A		Adult Alacarte	24.25
995224	0008	A		Received On Account	69.29

RECEIPT TOTAL: 474.59

995225	0001	A		T Yohey Cash-student fees	399.50
995225	0002	A		Bella Brewer cash-Student fees	25.00
995225	0003	A		T J Brewer -Cash	52.50
995225	0004	A		Josiah Brewer Cash	37.50
995225	0005	A		Parker Davidson Ck 5489 Cash	50.00

RECEIPT TOTAL: 564.50

995226	0001	A		Hill DC Trip	200.00
--------	------	---	--	--------------	--------

RECEIPT TOTAL: 200.00

995231	0001	A		Cash shirts for field day	28.00
--------	------	---	--	---------------------------	-------

RECEIPT TOTAL: 28.00

995232	0001	A		2019 Elem Yearbook (5)	100.00
--------	------	---	--	------------------------	--------

RECEIPT TOTAL: 100.00

995233	0001	A		GSB sect-tournament proceeds	650.00
--------	------	---	--	------------------------------	--------

RECEIPT TOTAL: 650.00

TOTAL FOR DATE: 05/07/2019 2,017.09

Receipt Date: 05/08/2019

995223	0001	A		Cash shirts for field day	68.00
995223	0002	A		#1225 Lingo Shirts for field	10.00
995223	0003	A		#1264 Swindler Shirts field d	20.00

RECEIPT TOTAL: 98.00

995227	0001	A		Student Breakfast	18.10
--------	------	---	--	-------------------	-------

List of Receipt Items by Date
 MONTHLY REVENUE POSTINGS

Receipt Number	Item Number	Stat	Stat2	Description	Amount
----------------	-------------	------	-------	-------------	--------

Receipt Date: 05/08/2019

995227	0002	A		Adult Breakfast	0.00
995227	0003	A		Student Breakfast	5.00
995227	0004	A		Student Lunch Receipts	228.30
995227	0005	A		Student Milk Receipts	1.50
995227	0006	A		Student Alacarte	84.25
995227	0007	A		Adult Alacarte	8.00
995227	0008	A		Received On Account	(102.65)

RECEIPT TOTAL: 242.50

995228	0001	A		SRG Cash Request for 2018-2019	6,546.45
--------	------	---	--	--------------------------------	----------

RECEIPT TOTAL: 6,546.45

995229	0001	A		Cash Sales World's Fin Ch cash	60.35
--------	------	---	--	--------------------------------	-------

RECEIPT TOTAL: 60.35

995230	0001	A		Brewer, Fiona Cash student fee	35.00
--------	------	---	--	--------------------------------	-------

RECEIPT TOTAL: 35.00

995234	0001	A		Cash shirts for field day	35.00
--------	------	---	--	---------------------------	-------

RECEIPT TOTAL: 35.00

995236	0001	A		GSB sect-tournament proceeds	730.00
--------	------	---	--	------------------------------	--------

RECEIPT TOTAL: 730.00

995247	0001	A		Field Trip 1st grd zoo admissi	15.00
--------	------	---	--	--------------------------------	-------

RECEIPT TOTAL: 15.00

TOTAL FOR DATE: 05/08/2019 7,762.30

Receipt Date: 05/09/2019

995222	0001	A		Cash- Victoria Theater Tickets	12.00
--------	------	---	--	--------------------------------	-------

RECEIPT TOTAL: 12.00

995235	0001	A		Student Breakfast	24.10
--------	------	---	--	-------------------	-------

995235	0002	A		Adult Breakfast	0.00
--------	------	---	--	-----------------	------

995235	0003	A		Student Breakfast	0.50
--------	------	---	--	-------------------	------

995235	0004	A		Student Lunch Receipts	287.25
--------	------	---	--	------------------------	--------

RECEIPT LIST
List of Receipt Items by Date
MONTHLY REVENUE POSTINGS

Receipt Number	Item Number	Stat	Stat2	Description	Amount
Receipt Date: 05/09/2019					
995235	0005	A		Student Milk Receipts	1.00
995235	0006	A		Student Alacarte	86.00
995235	0007	A		Adult Alacarte	35.25
995235	0008	A		Received On Account	(278.27)
RECEIPT TOTAL:					155.83
TOTAL FOR DATE: 05/09/2019					167.83
Receipt Date: 05/10/2019					
995237	0001	A		3 water coolers w bf-MCF	5,090.00
RECEIPT TOTAL:					5,090.00
995238	0001	A		Online Science-Gizmos MCF	2,200.00
RECEIPT TOTAL:					2,200.00
995239	0001	A		3D Printer Makerbot-MCF	3,229.00
RECEIPT TOTAL:					3,229.00
995240	0001	A		Brukner Nature Field Trip-MCF	723.00
RECEIPT TOTAL:					723.00
995241	0001	A		Cash Ticket sales for prom	90.00
RECEIPT TOTAL:					90.00
995242	0001	A		Student Breakfast	23.55
995242	0002	A		Adult Breakfast	2.50
995242	0003	A		Student Breakfast	6.75
995242	0004	A		Student Lunch Receipts	250.30
995242	0005	A		Student Milk Receipts	0.00
995242	0006	A		Student Alacarte	111.50
995242	0007	A		Adult Alacarte	8.50
995242	0008	A		Received On Account	(147.85)
RECEIPT TOTAL:					255.25
995243	0001	A		Opportunity Grant	78,640.18
995243	0002	A		Targeted Assistance	23,480.40
995243	0003	A		K-3 Literacy	1,652.94
995243	0004	A		Economic Disadvantaged Funding	1,604.07

List of Receipt Items by Date
MONTHLY REVENUE POSTINGS

Receipt Number	Item Number	Stat	Stat2	Description	Amount
Receipt Date: 05/10/2019					
995243	0005	A		Limited Eng Proficiency Fundin	0.00
995243	0006	A		Gifted Education Funding	1,519.23
995243	0007	A		Transportation	4,065.37
995243	0008	A		Special Education Addl Funding	12,413.86
995243	0009	A		Capacity Aid	47,081.26
995243	0010	A		Graduation Bonus	0.00
995243	0011	A		Third Grade Reading Bonus	0.00
995243	0012	A		Career Tech Education Funding	182.12
995243	0013	A		Preschool Special Education	1,069.54
995243	0014	A		Special Education Transportat	575.17
995243	0015	A		Open Enrollment Adjustment	11,878.60
995243	0016	B	EX	Educational Service Center	(4,555.37)
995243	0017	B	EX	Open Enrollment Adjustment	(16,302.52)
995243	0018	B	EX	Community School Adjustment	(1,902.17)
995243	0019	B	EX	Scholarship Transfer	(1,015.80)
995243	0020	B	EX	Other Adjustment -negative	(4,004.62)
995243	0021	B	EX	SF14 Regular Tuition	0.00
995243	0022	B	EX	SF14 Special Education Tuition	(82.74)
995243	0023	B	EX	College Credit Plus	(1,430.79)
995243	0024	B	EX	School Employees Retirement Sy	(6,215.00)
995243	0025	B	EX	State Teachers Retirement Sys	(16,252.00)
995243	0026	B	EX	Excess Cost	(5,034.40)
995243	0027	A		SF14 Regular Tuition	(21.82)
995243	0028	A		FY 2018 Final #2 Adjustment	0.00
995243	0029	A		SF6 Excess Costs	0.00
995243	0030	A		SF14 Regular Tuition	(4.18)
RECEIPT TOTAL:					127,341.33
995244	0001	A		Cash shirts for field day	95.00
995244	0002	A		Hudelson #2030 F Day T shirts	20.00
995244	0003	A		Hartzell #1506 F Day T Shirts	15.00
995244	0004	A		Grove # 7496 F Day T Shirts	5.00
995244	0005	A		Peeples #2025 F Day T Shirts	10.00
995244	0006	A		Roberts #2538 F Day T Shirts	50.00
995244	0007	A		Johnson #1350 F Day Shirts	5.00
RECEIPT TOTAL:					200.00
995245	0001	A		Student Breakfast	21.70
995245	0002	A		Adult Breakfast	1.00
995245	0003	A		Student Breakfast	9.25
995245	0004	A		Student Lunch Receipts	368.85
995245	0005	A		Student Milk Receipts	1.50
995245	0006	A		Student Alacarte	191.00
995245	0007	A		Adult Alacarte	58.25
995245	0008	A		Received On Account	(241.49)

List of Receipt Items by Date
MONTHLY REVENUE POSTINGS

Receipt Number	Item Number	Stat	Stat2	Description	Amount
----------------	-------------	------	-------	-------------	--------

Receipt Date: 05/10/2019

RECEIPT TOTAL: 410.06

999519	0001	B	EX	LEVPRO Adj. 04/14/19-04/26/19	473.94
999519	0002	B	EX	LEVPRO Adj. 04/14/19-04/26/19	245.92
999519	0003	B	EX	LEVPRO Adj. 04/14/19-04/26/19	213.41
999519	0004	B	EX	LEVPRO Adj. 04/14/19-04/26/19	2,171.40
999519	0005	B	EX	LEVPRO Adj. 04/14/19-04/26/19	383.91
999519	0006	B	EX	LEVPRO Adj. 04/14/19-04/26/19 (473.94)
999519	0007	B	EX	LEVPRO Adj. 04/14/19-04/26/19 (2,171.40)
999519	0008	B	EX	LEVPRO Adj. 04/14/19-04/26/19 (245.92)
999519	0009	B	EX	LEVPRO Adj. 04/14/19-04/26/19 (213.41)
999519	0010	B	EX	LEVPRO Adj. 04/14/19-04/26/19 (383.91)
999519	0011	B	EX	LEVPRO Adj. 04/14/19-04/26/19	836.43
999519	0012	B	EX	LEVPRO Adj. 04/14/19-04/26/19 (836.43)
999519	0013	B	EX	LEVPRO Adj. 04/14/19-04/26/19	61.02
999519	0014	B	EX	LEVPRO Adj. 04/14/19-04/26/19	826.52
999519	0015	B	EX	LEVPRO Adj. 04/14/19-04/26/19	282.41
999519	0016	B	EX	LEVPRO Adj. 04/14/19-04/26/19 (30.51)
999519	0017	B	EX	LEVPRO Adj. 04/14/19-04/26/19 (495.91)
999519	0018	B	EX	LEVPRO Adj. 04/14/19-04/26/19 (282.41)
999519	0019	B	EX	LEVPRO Adj. 04/14/19-04/26/19 (30.51)
999519	0020	B	EX	LEVPRO Adj. 04/14/19-04/26/19 (330.61)
999519	0021	B	EX	LEVPRO Adj. 04/14/19-04/26/19	59.45
999519	0022	B	EX	LEVPRO Adj. 04/14/19-04/26/19	236.28
999519	0023	B	EX	LEVPRO Adj. 04/14/19-04/26/19 (59.45)
999519	0024	B	EX	LEVPRO Adj. 04/14/19-04/26/19 (236.28)
999519	0025	B	EX	LEVPRO Adj. 04/14/19-04/26/19	61.46
999519	0026	B	EX	LEVPRO Adj. 04/14/19-04/26/19 (61.46)
999519	0027	B	EX	LEVPRO Adj. 04/14/19-04/26/19	757.66
999519	0028	B	EX	LEVPRO Adj. 04/14/19-04/26/19 (533.93)
999519	0029	B	EX	LEVPRO Adj. 04/14/19-04/26/19 (223.73)
999519	0030	B	EX	LEVPRO Adj. 04/14/19-04/26/19	61.46
999519	0031	B	EX	LEVPRO Adj. 04/14/19-04/26/19 (61.46)
999519	0032	B	EX	LEVPRO Adj. 04/14/19-04/26/19	183.52
999519	0033	B	EX	LEVPRO Adj. 04/14/19-04/26/19 (183.52)
999519	0034	B	EX	LEVPRO Adj. 04/14/19-04/26/19	174.72
999519	0035	B	EX	LEVPRO Adj. 04/14/19-04/26/19 (87.36)
999519	0036	B	EX	LEVPRO Adj. 04/14/19-04/26/19 (87.36)
999519	0037	B	EX	LEVPRO Adj. 04/14/19-04/26/19	690.56
999519	0038	B	EX	LEVPRO Adj. 04/14/19-04/26/19 (690.56)
999519	0039	B	EX	LEVPRO Adj. 04/14/19-04/26/19	26.90
999519	0040	B	EX	LEVPRO Adj. 04/14/19-04/26/19 (26.90)
999519	0041	B	EX	LEVPRO Adj. 04/14/19-04/26/19	96.68
999519	0042	B	EX	LEVPRO Adj. 04/14/19-04/26/19 (96.68)
999519	0043	B	EX	LEVPRO Adj. 04/14/19-04/26/19	80.71
999519	0044	B	EX	LEVPRO Adj. 04/14/19-04/26/19 (80.71)

RECEIPT LIST
 List of Receipt Items by Date
 MONTHLY REVENUE POSTINGS

Receipt Item
 Number Number Stat Stat2 Description Amount

Receipt Date: 05/10/2019

999519	0045	B	EX	LEVPRO Adj. 04/14/19-04/26/19	89.65
999519	0046	B	EX	LEVPRO Adj. 04/14/19-04/26/19 (89.65)
RECEIPT TOTAL:					0.00
TOTAL FOR DATE: 05/10/2019					139,538.64

Receipt Date: 05/13/2019

099524	0001	A		2019 Elem Yearbook (3)	60.00
RECEIPT TOTAL:					60.00
099525	0001	A		2019 Elem Yearbook (3) (60.00)
RECEIPT TOTAL:					(60.00)
995246	0001	A		Cash shirts for field day	175.00
995246	0002	A		Lynch #1352 F Day T Shirts	5.00
995246	0003	A		Weaver #538 F Day T Shirts	5.00
RECEIPT TOTAL:					185.00
995248	0001	A		Pleasant cash 18-19 fees	35.00
995248	0002	A		Pleasant Cash 18-19 fees	35.00
RECEIPT TOTAL:					70.00
995254	0001	A		2019 Elem Yearbook (3)	60.00
RECEIPT TOTAL:					60.00
TOTAL FOR DATE: 05/13/2019					315.00

Receipt Date: 05/14/2019

995249	0001	A		Student Breakfast	20.45
995249	0002	A		Adult Breakfast	4.50
995249	0003	A		Student Breakfast	4.25
995249	0004	A		Student Lunch Receipts	269.15
995249	0005	A		Student Milk Receipts	0.00
995249	0006	A		Student Alacarte	86.00
995249	0007	A		Adult Alacarte	22.50
995249	0008	A		Received On Account	321.35

RECEIPT LIST
List of Receipt Items by Date
MONTHLY REVENUE POSTINGS

Receipt Number	Item Number	Stat	Stat2	Description	Amount
----------------	-------------	------	-------	-------------	--------

Receipt Date: 05/14/2019

RECEIPT TOTAL:					728.20
995250	0001	A		April 2019 Groceries/food	2,867.40
RECEIPT TOTAL:					2,867.40
995251	0001	A		GSB sect-tournament proceeds	498.00
RECEIPT TOTAL:					498.00
TOTAL FOR DATE: 05/14/2019					4,093.60

Receipt Date: 05/15/2019

995252	0001	A		LUNCH-PUBLIC SECT 11	329.88
995252	0002	A		LUNCH-PUBLIC SECT 11	10,684.98
995252	0003	A		CRRS BREAKFAST REIMB -APR 19	2,709.96
RECEIPT TOTAL:					13,724.82
995253	0001	B	EX	PCash for athletic tournament	1,300.00
RECEIPT TOTAL:					1,300.00
995255	0001	A		GSB sect-tournament proceeds	6.00
RECEIPT TOTAL:					6.00
995256	0001	A		Student Breakfast	25.30
995256	0002	A		Adult Breakfast	0.75
995256	0003	A		Student Breakfast	6.00
995256	0004	A		Student Lunch Receipts	304.90
995256	0005	A		Student Milk Receipts	0.50
995256	0006	A		Student Alacarte	105.75
995256	0007	A		Adult Alacarte	41.00
995256	0008	A		Received On Account	(253.81)
RECEIPT TOTAL:					230.39
995257	0001	A		Faith Gray-cash-DC Trip	150.00
995257	0002	A		Isabella Painter #2387 DC Trip	200.00
995257	0003	A		Tegan and Chapo-# 1271 DC Trip	850.00
995257	0004	A		Bayless # 4471 DC Trip	200.00
995257	0005	A		Bayless Ck 4473-DC Trip	225.00
995257	0006	A		Crist Ck 3258-DC Trip	200.00

List of Receipt Items by Date
MONTHLY REVENUE POSTINGS

Receipt Number	Item Number	Stat	Stat2	Description	Amount
----------------	-------------	------	-------	-------------	--------

Receipt Date: 05/15/2019

995257	0007	A			0.00
--------	------	---	--	--	------

RECEIPT TOTAL:					1,825.00
----------------	--	--	--	--	----------

995258	0001	A		Bayless A Ck 4474 Student fees	75.00
995258	0002	A		Daugherty Ck 1113 Student fees	50.00
995258	0003	A		Daugherty Ck 1113 Student fees	90.00
995258	0004	A		Shellabarger-Ck 805	220.00

RECEIPT TOTAL:					435.00
----------------	--	--	--	--	--------

995259	0001	A		#1183 Beires Camp Muskingham	75.00
--------	------	---	--	------------------------------	-------

RECEIPT TOTAL:					75.00
----------------	--	--	--	--	-------

TOTAL FOR DATE: 05/15/2019					17,596.21
----------------------------	--	--	--	--	-----------

Receipt Date: 05/16/2019

995260	0001	A		2019 Yearbooks Cash	88.00
995260	0002	A		Leis Ck 6893 2019 Yearbooks	45.00

RECEIPT TOTAL:					133.00
----------------	--	--	--	--	--------

995261	0001	B	EX		90.27
--------	------	---	----	--	-------

RECEIPT TOTAL:					90.27
----------------	--	--	--	--	-------

995262	0001	A		Student Breakfast	15.65
995262	0002	A		Adult Breakfast	2.25
995262	0003	A		Student Breakfast	4.25
995262	0004	A		Student Lunch Receipts	271.85
995262	0005	A		Student Milk Receipts	0.50
995262	0006	A		Student Alacarte	91.55
995262	0007	A		Adult Alacarte	26.25
995262	0008	A		Received On Account	(193.25)

RECEIPT TOTAL:					219.05
----------------	--	--	--	--	--------

TOTAL FOR DATE: 05/16/2019					442.32
----------------------------	--	--	--	--	--------

Receipt Date: 05/17/2019

995263	0001	A		Student Breakfast	15.35
995263	0002	A		Adult Breakfast	0.00

List of Receipt Items by Date
MONTHLY REVENUE POSTINGS

Receipt Number	Item Number	Stat	Stat2	Description	Amount
----------------	-------------	------	-------	-------------	--------

Receipt Date: 05/17/2019

995263	0003	A		Student Breakfast	1.25
995263	0004	A		Student Lunch Receipts	344.65
995263	0005	A		Student Milk Receipts	0.50
995263	0006	A		Student Alacarte	117.50
995263	0007	A		Adult Alacarte	87.25
995263	0008	A		Received On Account	(292.00)

RECEIPT TOTAL: 274.50

995264	0001	A		A Bogss-Ck 999-student fees	65.00
995264	0002	A		A Miller Ck 1818-Student fees	125.00
995264	0003	A		S Miller Ck 1818-Student Fees	70.00
995264	0004	A		T Miller Ck 1818-Student fees	75.00
995264	0005	A		R Miller Ck 1818-Student fees	35.00
995264	0006	A		Copies for Weldy's D Bar-cash	40.00

RECEIPT TOTAL: 410.00

995265	0001	A		Field Trip 1st grd zoo ad-cash	5.00
--------	------	---	--	--------------------------------	------

RECEIPT TOTAL: 5.00

995266	0001	A		2019 Elem Yearbook (7)	140.00
995266	0002	A		2019 Elem Yrbk-Trevino #3244	20.00

RECEIPT TOTAL: 160.00

995267	0001	A		Cash shirts for field day	10.00
--------	------	---	--	---------------------------	-------

RECEIPT TOTAL: 10.00

995268	0001	A		B Spurgeon Ck 1612 Student fee	35.00
995268	0002	A		Osborne Ck 2586-Student fees	35.00
995268	0003	A		Lachat Ck 4475-Student fees	35.00
995268	0004	A		Brown Ck 828 Student fees	105.00
995268	0005	A		Osborne Ck 2586-Student Fees	35.00
995268	0006	A			0.00

RECEIPT TOTAL: 245.00

TOTAL FOR DATE: 05/17/2019 1,104.50

Receipt Date: 05/20/2019

995269	0001	A		Scholarship PPF # 85038	4,000.00
--------	------	---	--	-------------------------	----------

03-JUN-2019 07:31 AM

RECEIPT LIST

PAGE 14

List of Receipt Items by Date
MONTHLY REVENUE POSTINGS

Receipt Item
Number Number Stat Stat2 Description Amount

Receipt Date: 05/20/2019

RECEIPT TOTAL: 4,000.00

995270 0001 A Lingp cash-broken CB Screen 50.00

RECEIPT TOTAL: 50.00

995271 0001 A Student Breakfast 16.40
995271 0002 A Adult Breakfast 1.75
995271 0003 A Student Breakfast 8.75
995271 0004 A Student Lunch Receipts 271.75
995271 0005 A Student Milk Receipts 0.50
995271 0006 A Student Alacarte 80.00
995271 0007 A Adult Alacarte 27.50
995271 0008 A Received On Account (264.62)

RECEIPT TOTAL: 142.03

TOTAL FOR DATE: 05/20/2019 4,192.03

Receipt Date: 05/21/2019

995272 0001 A Student Breakfast 35.50
995272 0002 A Adult Breakfast 7.25
995272 0003 A Student Breakfast 9.50
995272 0004 A Student Lunch Receipts 333.05
995272 0005 A Student Milk Receipts 0.50
995272 0006 A Student Alacarte 92.00
995272 0007 A Adult Alacarte 45.00
995272 0008 A Received On Account (325.05)

RECEIPT TOTAL: 197.75

TOTAL FOR DATE: 05/21/2019 197.75

Receipt Date: 05/22/2019

995273 0001 A 2019 Elem Yearbook (5) 100.00
995273 0002 A Richard # 1619 Elem YrBooks 20.00

RECEIPT TOTAL: 120.00

995274 0001 A Student Breakfast 29.10
995274 0002 A Adult Breakfast 4.75
995274 0003 A Student Breakfast 7.25

RECEIPT LIST
List of Receipt Items by Date
MONTHLY REVENUE POSTINGS

Receipt Number	Item Number	Stat	Stat2	Description	Amount
----------------	-------------	------	-------	-------------	--------

Receipt Date: 05/22/2019

995274	0004	A		Student Lunch Receipts	295.80
995274	0005	A		Student Milk Receipts	1.00
995274	0006	A		Student Alacarte	110.15
995274	0007	A		Adult Alacarte	52.50
995274	0008	A		Received On Account	(277.75)

RECEIPT TOTAL: 222.80

995275	0001	A		#2579 Roberts Camp Muskingham	75.00
995275	0002	A		\$6752 Beckstedt Camp Muskingha	75.00

RECEIPT TOTAL: 150.00

TOTAL FOR DATE: 05/22/2019 492.80

Receipt Date: 05/23/2019

995276	0001	A		Student Breakfast	25.20
995276	0002	A		Adult Breakfast	3.50
995276	0003	A		Student Breakfast	2.00
995276	0004	A		Student Lunch Receipts	322.90
995276	0005	A		Student Milk Receipts	1.00
995276	0006	A		Student Alacarte	111.00
995276	0007	A		Adult Alacarte	13.25
995276	0008	A		Received On Account	(351.44)

RECEIPT TOTAL: 127.41

TOTAL FOR DATE: 05/23/2019 127.41

Receipt Date: 05/24/2019

995277	0001	A		Opportunity Grant	77,876.54
995277	0002	A		Targeted Assistance	23,084.69
995277	0003	A		K-3 Literacy	1,664.68
995277	0004	A		Economic Disadvantaged Funding	1,401.72
995277	0005	A		Limited Eng Proficiency Fundin	0.00
995277	0006	A		Gifted Education Funding	1,518.23
995277	0007	A		Transportation	4,065.36
995277	0008	A		Special Education Addl Funding	11,473.08
995277	0009	A		Capacity Aid	46,869.67
995277	0010	A		Graduation Bonus	0.00
995277	0011	A		Third Grade Reading Bonus	0.00
995277	0012	A		Career Tech Education Funding	182.11
995277	0013	A		Preschool Special Education	1,029.97

List of Receipt Items by Date
MONTHLY REVENUE POSTINGS

Receipt Number	Item Number	Stat	Stat2	Description	Amount
Receipt Date: 05/24/2019					
995277	0014	A		Special Education Transportat	575.16
995277	0015	A		Open Enrollment Adjustment	11,878.59
995277	0016	B	EX	Educational Service Center	(4,515.81)
995277	0017	B	EX	Open Enrollment Adjustment	(16,302.51)
995277	0018	B	EX	Community School Adjustment	(337.96)
995277	0019	B	EX	Scholarship Transfer	(1,015.79)
995277	0020	B	EX	Other Adjustment -negative	(4,004.61)
995277	0021	B	EX	SF14 Regular Tuition	3.65
995277	0022	B	EX	SF14 Special Education Tuition	(82.73)
995277	0023	B	EX	College Credit Plus	(1,430.79)
995277	0024	B	EX	School Employees Retirement Sy	(6,215.00)
995277	0025	B	EX	State Teachers Retirement Sys	(16,252.00)
995277	0026	B	EX	Excess Cost	(5,034.40)
995277	0027	A		SF14 Regular Tuition	(21.82)
995277	0028	A		FY 2018 Final #2 Adjustment	0.00
995277	0029	A		SF6 Excess Costs	4.15
995277	0030	A		SF14 Regular Tuition	(4.18)
RECEIPT TOTAL:					126,410.00
995278	0001	A		Student Breakfast	31.20
995278	0002	A		Adult Breakfast	4.00
995278	0003	A		Student Breakfast	2.25
995278	0004	A		Student Lunch Receipts	353.55
995278	0005	A		Student Milk Receipts	1.00
995278	0006	A		Student Alacarte	117.00
995278	0007	A		Adult Alacarte	44.50
995278	0008	A		Received On Account	(414.94)
RECEIPT TOTAL:					138.56
995279	0001	A		M Bixler #2076-Student fees	368.00
995279	0002	A		Carine #2433-Student fees	105.00
995279	0003	A		Crickmore #1205-Student Fees	110.00
995279	0004	A		Crickmore #185-Student Fees	75.00
995279	0005	A		Elleman #1069-Student Fees	165.00
995279	0006	A		Hoop-Cash-Student Fees	32.00
995279	0007	A		Lear #1917-Student Fees	185.00
995279	0008	A		Weldy-Cash-Student Fees	100.00
RECEIPT TOTAL:					1,140.00
995280	0001	A		Lingo #9862-Wash DC Trip	200.00
995280	0002	A		Reynolds #97-Wash DC Trip	200.00
995280	0003	A		Shafer #1205-Wash DC Trip	200.00
995280	0004	A		Beachler #1044-Wash DC Trip	200.00

List of Receipt Items by Date
MONTHLY REVENUE POSTINGS

Receipt Number	Item Number	Stat	Stat2	Description	Amount
Receipt Date: 05/24/2019					
RECEIPT TOTAL:					800.00
995281	0001	A		Trail Mix Sales	250.00
RECEIPT TOTAL:					250.00
995282	0001	B	EX	refund of flowers 2@18.99	37.98
RECEIPT TOTAL:					37.98
995283	0001	A		#377 Young Camp Muskingham	70.00
995283	0002	A		Cash young Camp Muskingham	5.00
RECEIPT TOTAL:					75.00
995284	0001	A		2019 Yearbooks #1620 Richard	48.00
995284	0002	A		Spencer #939 2019 Yearbooks	48.00
RECEIPT TOTAL:					96.00
995285	0001	A		2019 Elem Yearbook (10)	200.00
995285	0002	A		Lacy #1107 Elem YearBooks	20.00
995285	0003	A		Rank # 4468 Elem YearBooks	20.00
995285	0004	A		Lingo #1233 Elem Yearbooks	40.00
RECEIPT TOTAL:					280.00
995286	0001	B	EX	return of cafe start up money	80.00
RECEIPT TOTAL:					80.00
999520	0001	B	EX	LEVPRO Adj. 04/27/19-05/10/19	245.92
999520	0002	B	EX	LEVPRO Adj. 04/27/19-05/10/19	649.69
999520	0003	B	EX	LEVPRO Adj. 04/27/19-05/10/19	3,102.00
999520	0004	B	EX	LEVPRO Adj. 04/27/19-05/10/19	615.46
999520	0005	B	EX	LEVPRO Adj. 04/27/19-05/10/19	82.04
999520	0006	B	EX	LEVPRO Adj. 04/27/19-05/10/19	(254.62)
999520	0007	B	EX	LEVPRO Adj. 04/27/19-05/10/19	(3,102.00)
999520	0008	B	EX	LEVPRO Adj. 04/27/19-05/10/19	(307.73)
999520	0009	B	EX	LEVPRO Adj. 04/27/19-05/10/19	(245.92)
999520	0010	B	EX	LEVPRO Adj. 04/27/19-05/10/19	(82.04)
999520	0011	B	EX	LEVPRO Adj. 04/27/19-05/10/19	(395.07)
999520	0012	B	EX	LEVPRO Adj. 04/27/19-05/10/19	(307.73)
999520	0013	B	EX	LEVPRO Adj. 04/27/19-05/10/19	1,254.65
999520	0014	B	EX	LEVPRO Adj. 04/27/19-05/10/19	(1,254.65)
999520	0015	B	EX	LEVPRO Adj. 04/27/19-05/10/19	319.46

List of Receipt Items by Date
MONTHLY REVENUE POSTINGS

Receipt Number	Item Number	Stat	Stat2	Description	Amount
Receipt Date: 05/24/2019					
999520	0016	B	EX	LEVPRO Adj. 04/27/19-05/10/19	94.25
999520	0017	B	EX	LEVPRO Adj. 04/27/19-05/10/19	564.82
999520	0018	B	EX	LEVPRO Adj. 04/27/19-05/10/19	283.54
999520	0019	B	EX	LEVPRO Adj. 04/27/19-05/10/19 (319.46)
999520	0020	B	EX	LEVPRO Adj. 04/27/19-05/10/19 (283.54)
999520	0021	B	EX	LEVPRO Adj. 04/27/19-05/10/19 (94.25)
999520	0022	B	EX	LEVPRO Adj. 04/27/19-05/10/19 (564.82)
999520	0023	B	EX	LEVPRO Adj. 04/27/19-05/10/19	230.76
999520	0024	B	EX	LEVPRO Adj. 04/27/19-05/10/19	213.41
999520	0025	B	EX	LEVPRO Adj. 04/27/19-05/10/19	59.45
999520	0026	B	EX	LEVPRO Adj. 04/27/19-05/10/19	395.07
999520	0027	B	EX	LEVPRO Adj. 04/27/19-05/10/19	236.28
999520	0028	B	EX	LEVPRO Adj. 04/27/19-05/10/19	170.12
999520	0029	B	EX	LEVPRO Adj. 04/27/19-05/10/19 (213.41)
999520	0030	B	EX	LEVPRO Adj. 04/27/19-05/10/19 (59.45)
999520	0031	B	EX	LEVPRO Adj. 04/27/19-05/10/19 (395.07)
999520	0032	B	EX	LEVPRO Adj. 04/27/19-05/10/19 (236.28)
999520	0033	B	EX	LEVPRO Adj. 04/27/19-05/10/19 (170.12)
999520	0034	B	EX	LEVPRO Adj. 04/27/19-05/10/19 (230.76)
999520	0035	B	EX	LEVPRO Adj. 04/27/19-05/10/19	989.79
999520	0036	B	EX	LEVPRO Adj. 04/27/19-05/10/19 (175.23)
999520	0037	B	EX	LEVPRO Adj. 04/27/19-05/10/19 (232.05)
999520	0038	B	EX	LEVPRO Adj. 04/27/19-05/10/19 (582.51)
999520	0039	B	EX	LEVPRO Adj. 04/27/19-05/10/19	145.43
999520	0040	B	EX	LEVPRO Adj. 04/27/19-05/10/19 (145.43)
999520	0041	B	EX	LEVPRO Adj. 04/27/19-05/10/19	1,681.14
999520	0042	B	EX	LEVPRO Adj. 04/27/19-05/10/19 (310.20)
999520	0043	B	EX	LEVPRO Adj. 04/27/19-05/10/19 (719.92)
999520	0044	B	EX	LEVPRO Adj. 04/27/19-05/10/19 (651.02)
999520	0045	B	EX	LEVPRO Adj. 04/27/19-05/10/19	351.02
999520	0046	B	EX	LEVPRO Adj. 04/27/19-05/10/19 (175.51)
999520	0047	B	EX	LEVPRO Adj. 04/27/19-05/10/19 (175.51)
999520	0048	B	EX	LEVPRO Adj. 04/27/19-05/10/19	53.02
999520	0049	B	EX	LEVPRO Adj. 04/27/19-05/10/19 (53.02)
999520	0050	B	EX	LEVPRO Adj. 04/27/19-05/10/19	122.92
999520	0051	B	EX	LEVPRO Adj. 04/27/19-05/10/19 (122.92)
999520	0052	B	EX	LEVPRO Adj. 04/27/19-05/10/19	193.61
999520	0053	B	EX	LEVPRO Adj. 04/27/19-05/10/19 (193.61)
999520	0054	B	EX	LEVPRO Adj. 04/27/19-05/10/19	174.72
999520	0055	B	EX	LEVPRO Adj. 04/27/19-05/10/19 (174.72)
999520	0056	B	EX	LEVPRO Adj. 04/27/19-05/10/19	216.83
999520	0057	B	EX	LEVPRO Adj. 04/27/19-05/10/19 (216.83)
999520	0058	B	EX	LEVPRO Adj. 04/27/19-05/10/19	34.02
999520	0059	B	EX	LEVPRO Adj. 04/27/19-05/10/19 (34.02)
999520	0060	B	EX	LEVPRO Adj. 04/27/19-05/10/19	196.07
999520	0061	B	EX	LEVPRO Adj. 04/27/19-05/10/19 (113.42)
999520	0062	B	EX	LEVPRO Adj. 04/27/19-05/10/19 (82.65)

List of Receipt Items by Date
MONTHLY REVENUE POSTINGS

Receipt Number	Item Number	Stat	Stat2	Description	Amount
----------------	-------------	------	-------	-------------	--------

Receipt Date: 05/24/2019

RECEIPT TOTAL: 0.00

TOTAL FOR DATE: 05/24/2019 129,307.54

Receipt Date: 05/28/2019

995287	0001	A		Donation-Stryker for FFA Camp	200.00
--------	------	---	--	-------------------------------	--------

RECEIPT TOTAL: 200.00

995288	0001	A		2019 Yearbooks Wood Cash	48.00
--------	------	---	--	--------------------------	-------

RECEIPT TOTAL: 48.00

995289	0001	A		Water Sales cash	84.25
--------	------	---	--	------------------	-------

RECEIPT TOTAL: 84.25

995290	0001	A		Medicaid Billing payback	15,660.78
--------	------	---	--	--------------------------	-----------

RECEIPT TOTAL: 15,660.78

995291	0001	B	EX	Donation reimb by Bradford PTO	249.99
--------	------	---	----	--------------------------------	--------

RECEIPT TOTAL: 249.99

995292	0001	A		Cash shirts for field day	15.00
--------	------	---	--	---------------------------	-------

RECEIPT TOTAL: 15.00

995293	0001	A		Pencil/Sticker Machine	10.00
--------	------	---	--	------------------------	-------

RECEIPT TOTAL: 10.00

995294	0001	A		Fruit Sales	76.00
--------	------	---	--	-------------	-------

RECEIPT TOTAL: 76.00

995295	0001	A		Lacy #1108 student fees	35.00
--------	------	---	--	-------------------------	-------

995295	0002	A		Peoples #2026-student fees	35.00
--------	------	---	--	----------------------------	-------

995295	0003	A		Wombold #1031-Student Fees	35.00
--------	------	---	--	----------------------------	-------

995295	0004	A		Clark #1134-Student Fees	35.00
--------	------	---	--	--------------------------	-------

995295	0005	A		Peoples #2026-Student Fees	35.00
--------	------	---	--	----------------------------	-------

995295	0006	A		Felver #3211-student fees	105.00
--------	------	---	--	---------------------------	--------

995295	0007	A		Hill #323-Student Fees	70.00
--------	------	---	--	------------------------	-------

List of Receipt Items by Date
MONTHLY REVENUE POSTINGS

Receipt Number	Item Number	Stat	Stat2	Description	Amount
----------------	-------------	------	-------	-------------	--------

Receipt Date: 05/28/2019

995295	0008	A		Evans #909 -Student Fees	35.00
995295	0009	A		Hammaker #591-Student fees	35.00
995295	0010	A		Hoffman-cash-student fees	35.00
995295	0011	A		Maxwell #9045-Student fees	35.00
995295	0012	A		Osborne #886-Student fees	35.00
995295	0013	A		Schnurpel #1601-Student fees	35.00
995295	0014	A		Clark #1137-Student fees	35.00
995295	0015	A		Osborne # 886-Student fees	35.00

RECEIPT TOTAL: 630.00

TOTAL FOR DATE: 05/28/2019 16,974.02

Receipt Date: 05/30/2019

995296	0001	A		library fines lost/damage book	80.65
995296	0002	A		Weaver #536-Library fines	12.99
995296	0003	A		Kaiser #223-Library fines	8.95

RECEIPT TOTAL: 102.59

995297	0001	A		Received On Account	7.00
--------	------	---	--	---------------------	------

RECEIPT TOTAL: 7.00

TOTAL FOR DATE: 05/30/2019 109.59

Receipt Date: 05/31/2019

995298	0001	A		Henry #4508 Student fee	35.00
--------	------	---	--	-------------------------	-------

RECEIPT TOTAL: 35.00

995299	0001	A		John Hershey Donation-1977 Cla	125.00
--------	------	---	--	--------------------------------	--------

RECEIPT TOTAL: 125.00

995300	0001	A		Received on Acct-Lunch Payment	1,774.69
995300	0002	A		15-16 Fees	70.00
995300	0003	A		18-19 Fees	140.00
995300	0004	A		Art 3 2018-2019	40.00
995300	0005	A		Art 7 2018-2019	15.00
995300	0006	A		Art 6 2017-2018	15.00
995300	0007	A		Art 8 2016-2017	15.00
995300	0008	A		Career Connections 7 18-19	15.00

List of Receipt Items by Date
MONTHLY REVENUE POSTINGS

Receipt Number	Item Number	Stat	Stat2	Description	Amount
----------------	-------------	------	-------	-------------	--------

Receipt Date: 05/31/2019

995300	0009	A		Comp App 7 2018-19	10.00
995300	0010	A		General Fee 14-15	35.00
995300	0011	A		General Fee 15-16	35.00
995300	0012	A		General Fee 16-17	35.00
995300	0013	A		General Fee 18-19	70.00
995300	0014	A		P Financial Mgt 18-19	10.00
995300	0015	A		Trends In Art 16-17	35.00
995300	0016	A		Physical Science 18-19	30.00

RECEIPT TOTAL: 2,344.69

995301	0001	A		G FND INTEREST MAY 2019	16,852.20
995301	0002	A		CAFE INTEREST MAY 2019	220.60
995301	0003	A		WADE INTEREST MAY 2019	22.14
995301	0004	A		BEARD INTEREST MAY 2019	93.12
995301	0005	A		ATHLETIC ACCT MAY 2019	0.00

RECEIPT TOTAL: 17,188.06

995302	0001	B	EX	TERESA SWINDER RET CK 05/10	20.00
995302	0002	B	EX	T SWINDER RET CK CHG 05/10/19	15.00

RECEIPT TOTAL: 35.00

995303	0001	B	EX	TERESA SWINDER RET CK 05/10	(20.00)
995303	0002	B	EX	T SWINDER RET CK CHG 05/10/19	(15.00)
995303	0003	B	EX	TERESA SWINDER RET CK 05/10	(20.00)
995303	0004	B	EX	T SWINDER RET CK CHG 05/10/19	(15.00)

RECEIPT TOTAL: (70.00)

TOTAL FOR DATE: 05/31/2019 19,657.75

TOTAL AMOUNT: 361,999.46

Status Codes

A = Receipt	B = Refund, with check
B/NC = Refund, No check	B/EX = Reduction of expenditure
C = Appropriation modification	C/WA = Budget modification
D = Expense supplies distribution	D/EC = Error correction
F = Fund-to-fund transfer	V = Void refund

DATE: 06/03/2019
TIME: 07:33:40

BRADFORD BOARD OF EDUCATION
SUMMARY CHECK REGISTER - ALL CHECKS

PAGE 1
(CHECKS)

CHECK	DATE	NUMBER	VENDOR - NAME	AMOUNT	O-STS-C	REC/VD
21970	05/01/19	300184	LOCKER, JEFFERY	60.00	W R	05/31/19
21971	05/01/19	300185	SIGMAN, KEVIN	60.00	W R	05/31/19
21972	05/03/19	6080	LITTLE CAESAR'S	90.00	W R	05/31/19
21973	05/03/19	233	DP&L	4,964.89	W R	05/31/19
21974	05/03/19	3532	STUMPS/SHINDIGZ	116.40	W R	05/31/19
21975	05/03/19	4069	THE BANK OF NEW YORK MELLON	2,443.75	W R	05/31/19
21976	05/03/19	4602	K & K TOURS INC	3,800.00	W R	05/31/19
21977	05/03/19	300029	BEEELER, WILLIAM	60.00	W R	05/31/19
21978	05/03/19	300167	OWENS, TODD	60.00	W R	05/31/19
21979	05/10/19	6122	AHA PROCESS, INC	398.00	W R	05/31/19
21980	05/10/19	6022	BACKYARD TEAM APPAREL	725.00	W R	05/31/19
21981	05/10/19	5150	BRICKER & ECKLER LLP	577.50	W R	05/31/19
21982	05/10/19	956	BROWN SUPPLY COMPANY	278.70	W R	05/31/19
21983	05/10/19	1614	ANGLE, CINDY	59.92	W R	05/31/19
21984	05/10/19	1412	DOROTHY CARDER	530.00	W W	
21985	05/10/19	787	COVINGTON HIGH SCHOOL	150.00	W R	05/31/19
21986	05/10/19	6078	CRACKER BARREL	113.47	W R	05/31/19
21987	05/10/19	3915	DICKMAN SUPPLY INC	54.82	W R	05/31/19
21988	05/10/19	1480	EATON SUPPLY INC.	134.69	W R	05/31/19
21989	05/10/19	1042	FRANKLIN MONROE LOCAL	138.75	W R	05/31/19
21990	05/10/19	5176	HERSHEY CREAMERY CO.	432.00	W R	05/31/19
21991	05/10/19	320	HOCKER'S SERVICE	3,186.15	W R	05/31/19
21992	05/10/19	6079	HMH SCORING SERVICE	40.28	W R	05/31/19
21993	05/10/19	6015	JOSEPH HURST	167.48	W W	
21994	05/10/19	677	JOSTEN'S	82.38	W R	05/31/19
21995	05/10/19	4602	K & K TOURS INC	4,600.00	W R	05/31/19
21996	05/10/19	3773	KOENIG EQUIPMENT, INC.	373.75	W R	05/31/19
21997	05/10/19	3714	LOWE'S	559.59	W R	05/31/19
21998	05/10/19	3615	NORTHWESTERN OHIO SECURITY	407.76	W R	05/31/19
21999	05/10/19	471	PATTY'S IGA INC.	43.08	W R	05/31/19
22000	05/10/19	5251	PERFECTION BAKERIES, INC.	250.57	W R	05/31/19
22001	05/10/19	54	RAY, WENDY	29.68	W R	05/31/19
22002	05/10/19	4272	REITER DAIRY OF SPRINGFIELD	935.88	W R	05/31/19
22003	05/10/19	6135	SIDNEY ELECTRIC COMPANY	200.00	W R	05/31/19
22004	05/10/19	3875	SOLID BLEND TECHNOLOGIES	478.05	W R	05/31/19
22005	05/10/19	5127	SPIRIT MEDICAL TRANSPORT	2,850.00	W R	05/31/19
22006	05/10/19	4252	STERLING PAPER	7,253.08	W R	05/31/19
22007	05/10/19	3762	TRACTOR SUPPLY CO.	43.89	W R	05/31/19
22008	05/10/19	1299	TRI VILLAGE LOCAL SCHOOL	250.00	W R	05/31/19
22009	05/10/19	4599	WOODHULL/FELTZ C/O US BANK	2,150.00	W R	05/31/19
22010	05/10/19	71801	Branson, Andrew	500.00	W V	05/16/19
22011	05/10/19	3643	VECTREN ENERGY DELIVERY	448.53	W R	05/31/19
22012	05/10/19	593	VILLAGE OF BRADFORD	261.00	W R	05/31/19
22013	05/10/19	4119	W.R. HACKETT INC.	356.65	W R	05/31/19
22014	05/10/19	1779	WAL-MART	134.42	W R	05/31/19
22015	05/08/19	300013	HENRY, DAVID	60.00	W W	
22016	05/08/19	300168	NEALEIGH, KEITH	60.00	W W	
22017	05/11/19	300186	KEPPEL, MERLE	60.00	W R	05/31/19
22018	05/11/19	300187	MCREYNOLDS, DON	60.00	W R	05/31/19
22019	05/11/19	3622	VARTEK SERVICES, INC	13,385.34	W R	05/31/19
22020	05/15/19	184	COCA-COLA BOTTLING CO.	188.00	W R	05/31/19
22021	05/15/19	4406	COUNCIL ON RURAL SERVICE PRG	1,085.00	W W	
22022	05/15/19	787	COVINGTON HIGH SCHOOL	200.00	W R	05/31/19
22023	05/15/19	5337	EL MESON RESTAURANT	588.00	W R	05/31/19
22024	05/15/19	3772	FOUR STAR RENTAL	214.00	W R	05/31/19
22025	05/15/19	1265	RUMPKE INC.	624.84	W R	05/31/19

DATE: 06/03/2019
TIME: 07:33:40

BRADFORD BOARD OF EDUCATION
SUMMARY CHECK REGISTER - ALL CHECKS

PAGE 2
(CHECKS)

CHECK	DATE	NUMBER - VENDOR - NAME	AMOUNT	O-STS-C	REC/VD
22026	05/15/19	3782 SAUNDERS TOWING & RECOVERY	270.50	W R	05/31/19
22027	05/15/19	6107 STANLEY J ROBERTS	200.00	W R	05/31/19
22028	05/15/19	3280 SHELL OIL COMPANY INC.	2,271.10	W R	05/31/19
22029	05/15/19	184 COCA-COLA BOTTLING CO.	127.00	W R	05/31/19
22030	05/16/19	71801 Branson, Andrew	500.00	W R	05/31/19
22031	05/21/19	3248 COLUMBUS ZOO & AQUARIUM	245.00	W R	05/31/19
22032	05/21/19	101 CULLIGAN RICHMOND, IN	199.50	W W	
22033	05/21/19	3915 DICKMAN SUPPLY INC	230.41	W R	05/31/19
22034	05/21/19	5232 DIRECT ENERGY BUSINESS	819.49	W R	05/31/19
22035	05/21/19	6150 DOLLAR TREE	30.00	W R	05/31/19
22036	05/21/19	4194 EAST OF CHICAGO PIZZA	375.00	W R	05/31/19
22037	05/21/19	4388 FLORA'S SMALL ENGINE REPAIR	136.94	W R	05/31/19
22038	05/21/19	5246 FREY, KATIE	375.00	W R	05/31/19
22039	05/21/19	3348 GEHRET, KAREN	45.07	W R	05/31/19
22040	05/21/19	5028 GRILLOT, ROB	352.50	W R	05/31/19
22041	05/21/19	4952 HUNTER CONSULTING CO	775.00	W R	05/31/19
22042	05/21/19	2684 JOANIES FLORAL DESIGN	33.00	W R	05/31/19
22043	05/21/19	6026 MATTHEW TRIPLETT	275.60	W R	05/31/19
22044	05/21/19	453 OHIO DEPARTMENT OF JOB AND	307.11	W R	05/31/19
22045	05/21/19	5301 OHIO FFA ASSOCIATION	30.00	W R	05/31/19
22046	05/21/19	6075 RIVERDALE LOCAL SCHOOL DISTR	101.94	W W	
22047	05/21/19	3231 SCHOLASTIC BOOK FAIR INC.	4,048.34	W W	
22048	05/21/19	2401 SCHWAAB	72.75	W R	05/31/19
22049	05/21/19	4892 SNYDER, SHANE	180.00	W R	05/31/19
22050	05/21/19	5016 STAR GREENHOUSES	189.90	W W	
22051	05/21/19	5132 TEAM FITZ GRAPHICS	55.00	W R	05/31/19
22052	05/21/19	3675 TIME WARNER CABLE	731.45	W R	05/31/19
22053	05/21/19	591 UPPER VALLEY CAREER CENTER	313.30	W W	
22054	05/21/19	1779 WAL-MART	106.34	W R	05/31/19
22055	05/21/19	4804 WESWURD	1,382.60	W W	
22056	05/22/19	883 SOUTHWESTERN OH. EPC	51,501.14	W W	
22057	05/23/19	5354 CLARK, BRITNEY	125.00	W W	
22058	05/23/19	6140 Newbauer, Mary Alice	60.00	W R	05/31/19
22059	05/23/19	6040 SC STRATEGIC SOLUTIONS	10,570.12	W R	05/31/19
22060	05/23/19	1779 WAL-MART	584.95	W R	05/31/19
22061	05/28/19	3970 AMERICAN FIDELITY ASSURANCE	2,297.86	W W	
22062	05/28/19	4967 AMERICAN FIDELITY ASSURANCE	1,466.58	W W	
211330	05/10/19	900744 FIFTH THIRD OF	131,359.10	C C	
211331	05/10/19	900744 FIFTH THIRD OF	1,792.90	M M	
211332	05/10/19	900885 School Employees Retirement	368.61	M M	
211333	05/10/19	900885 School Employees Retirement	.00	M M	
211334	05/10/19	900847 STATE TEACHERS RETIREMENT	2,014.29	M M	
211335	05/10/19	900847 STATE TEACHERS RETIREMENT	.00	M M	
211336	05/24/19	900744 FIFTH THIRD OF	139,802.36	C C	
211337	05/24/19	900744 FIFTH THIRD OF	1,913.86	M M	
211338	05/24/19	900885 School Employees Retirement	368.61	M M	
211339	05/24/19	900885 School Employees Retirement	.00	M M	
211340	05/24/19	900847 STATE TEACHERS RETIREMENT	2,014.29	M M	
211341	05/24/19	900885 School Employees Retirement	.00	M V	05/24/19
211342	05/24/19	900847 STATE TEACHERS RETIREMENT	.00	M M	
901959	05/06/19	900006 GFS MEMO VENDOR	813.49	M M	
901960	05/13/19	900006 GFS MEMO VENDOR	1,449.93	M M	
901961	05/15/19	900847 STATE TEACHERS RETIREMENT	780.76	M M	
901962	05/17/19	900006 GFS MEMO VENDOR	1,346.47	M M	
901963	05/21/19	905362 CARDMEMBER SERVICES	1,430.52	M M	
901964	05/22/19	900436 NASSP	385.00	M M	

DATE: 06/03/2019
TIME: 07:33:40

BRADFORD BOARD OF EDUCATION
SUMMARY CHECK REGISTER - ALL CHECKS

PAGE 3
(CHECKS)

CHECK	DATE	NUMBER - VENDOR - NAME	AMOUNT	O-STS-C REC/VD
VOID	V	2	500.00	
RECONCILED	R	77	74,732.14	
OUTSTANDING	W,C,I,T,B	17	334,690.10	
MEMO	M	16	14,678.73	
REFUND	B	0	.00	
WARRANT	W	93	138,760.78	
PAYROLL	C	2	271,161.46	
TRANSFERS	T	0	.00	
DIST/CORR	D	0	.00	
INVESTMENT	I	0	.00	
*** TOTAL CHECKS WRITTEN ***		112	424,600.97	

MDECA CREATED (FTINJOU)

*** NOTE!! ONLY ACTIVE ACCOUNTS HAVE BEEN SELECTED, TOTALS MAY EXCLUDE AMOUNTS THAT ARE RELATED TO INACTIVE ACCOUNTS. ***

	BEGINNING BALANCE	MTD RECEIPTS	FYTD RECEIPTS	MTD EXPENDITURES	FYTD EXPENDITURES	AVAILABLE BALANCE	TOTAL ENCUMBERED	TOTAL UNENCUMB BALANCE

** FUND 001 **								

0000 GENERAL FUND	\$5,760,751.40	393,779.18	6,834,699.18	479,634.59	5,735,803.31	\$6,859,547.27	\$672,686.86	\$6,186,861.41
9000 GENERAL	\$5,151.82	.00	.00	.00	.00	\$5,151.82	\$.00	\$5,151.82
9002 SED BUS PURCHASE SET-ASIDES DARKE CO	\$31,156.92	.00	.00	.00	.00	\$31,156.92	\$.00	\$31,156.92
9003 MH BUS PURCHASE SET-ASIDES - DARKE CO	\$66,502.99	.00	.00	.00	.00	\$66,502.99	\$.00	\$66,502.99
9045 GENERAL	\$33,094.47	.00	25,482.69	.00	.00	\$58,577.16	\$.00	\$58,577.16
9118 GENERAL FUND EXPENDITURE FOR LITERACY GRANT	\$.00	.00	.00	.00	5,746.68	\$5,746.68-	\$4.97	\$5,751.65-
9119 STRIVING READERS GRANT	\$.00	.00	.00	.00	17,419.58	\$17,419.58-	\$.00	\$17,419.58-
9121 TEXTBOOK AND INSTRUCTIONAL MATERIALS SET-ASID	\$109,638.73	.00	.00	.00	27,856.23	\$81,682.50	\$1,579.85	\$80,102.65
9122 CAPITAL MAINTENANCE SET-ASIDES	\$270,594.99-	.00	.00	.00	163,427.98	\$434,022.97-	\$1,250.00	\$435,272.97-
9125 Cafeteria Plan Refunds	\$651.98	.00	.00	.00	.00	\$651.98	\$.00	\$651.98
9139 Miami County Services	\$.00	.00	.00	.00	.00	\$.00	\$1,900.00	\$1,900.00-
9154 MEDICAID REIMBURSEMENT	\$.00	15,660.78	17,049.54	.00	.00	\$17,049.54	\$.00	\$17,049.54
9194 GENERAL FUND - STATE BUS PURCHASE ALLOWANCE	\$4,229.48	.00	.00	.00	.00	\$4,229.48	\$.00	\$4,229.48
9195 GENERAL FUND - PARITY	\$116,690.81	.00	.00	.00	.00	\$116,690.81	\$.00	\$116,690.81
9215 BOOSTER CLUB MONEY FOR FOOD ACTIVITIES	\$.00	.00	2,157.59	.00	2,086.97	\$90.62	\$474.81	\$384.19-
9221 TRANSPORTATION USING VAN	\$.00	.00	.00	.00	348.06	\$348.06-	\$26.94	\$375.00-
9222 GENERAL	\$230.83	166.04	286.58	.00	.00	\$517.41	\$.00	\$517.41
9318 PETTY CASH ACCOUNTS	\$.00	.00	.00	.00	100.00	\$100.00-	\$.00	\$100.00-
9320 GENERAL	\$30.00	.00	.00	.00	.00	\$30.00	\$.00	\$30.00
9412 GENERAL STATE SETASIDE	\$113,345.65	.00	.00	.00	.00	\$113,345.65	\$.00	\$113,345.65
9718 GENERAL	\$30,364.46-	.00	.00	.00	32,352.62	\$62,717.08-	\$11.63	\$62,728.71-
9819 FEDERAL GRANT EXPENDITURES IN GENERAL FUND	\$.00	.00	.00	.00	35.72	\$35.72-	\$.00	\$35.72-

MDECA CREATED (FINJOU)

*** NOTE!! ONLY ACTIVE ACCOUNTS HAVE BEEN SELECTED, TOTALS MAY EXCLUDE AMOUNTS THAT ARE RELATED TO INACTIVE ACCOUNTS. ***

BEGINNING BALANCE	MTD RECEIPTS	FYTD RECEIPTS	MTD EXPENDITURES	FYTD EXPENDITURES	AVAILABLE BALANCE	TOTAL ENCUMBERED	TOTAL UNENCUMBERED BALANCE
9900 Previous Years Expenditures							
\$.00	.00	.00	780.76	15,088.66	\$15,088.66-	\$.00	\$15,088.66-
9920 EXPENDITURES FOR THE 2019-2020 YEAR							
\$.00	.00	.00	.00	.00	\$.00	\$450.00	\$450.00-
TOT 001:	\$5,1940,415.63	409,620.00	6,879,575.38	480,415.35	6,000,245.81	\$6,819,745.20	\$6,141,361.14
=====							

** FUND 002 **							

0000 BOND RETIREMENT 4.12 MILLS BOND REG/BLDG 2020							
\$146,680.65	.00	89,490.29	2,138.28	108,602.91	\$127,568.03	\$.00	\$127,568.03
9020 BOND RETIREMENT .58 MILLS BOND SITE 2020							
\$24,209.00	.00	12,797.29	305.47	15,467.83	\$21,538.46	\$.00	\$21,538.46
TOT 002:	\$170,889.65	.00	102,287.58	2,443.75	\$149,106.49	\$.00	\$149,106.49
=====							

** FUND 003 **							

0000 PERMANENT IMPROVEMENT FUND							
\$441,263.90	.00	.00	.00	.00	\$441,263.90	\$.00	\$441,263.90
TOT 003:	\$441,263.90	.00	.00	.00	\$441,263.90	\$.00	\$441,263.90
=====							

** FUND 006 **							

0000 LUNCHROOM/FOOD SERVICE							
\$91,719.10	25,439.15	227,106.56	17,324.35	213,973.67	\$104,851.99	\$18,770.69	\$86,081.30
9318 PETTY CASH ACCOUNTS							
\$.00	.00	.00	80.00-	.00	\$.00	\$.00	\$.00

MDECA CREATED (FINJOU)

*** NOTE!! ONLY ACTIVE ACCOUNTS HAVE BEEN SELECTED, TOTALS MAY EXCLUDE AMOUNTS THAT ARE RELATED TO INACTIVE ACCOUNTS. ***

BEGINNING BALANCE	MTD RECEIPTS	FYTD RECEIPTS	MTD EXPENDITURES	FYTD EXPENDITURES	AVAILABLE BALANCE	TOTAL ENCUMBERED	TOTAL UNENCUMBS BALANCE
\$91,719.10	25,439.15	227,106.56	17,244.95	213,973.67	\$104,851.99	\$18,770.69	\$86,081.30
=====							

** FUND 007 **							

9000 UNCLAIMED FUNDS							
\$489.73	.00	.00	.00	.00	\$489.73	\$.00	\$489.73
9900 BRADFORD FIRE & RESCUE SCHOLARSHIP							
\$500.00-	.00	500.00	.00	500.00	\$500.00-	\$.00	\$500.00-
9901 CREIGLOW SCHOLARSHIP FUND							
\$1,000.00	.00	.00	500.00	1,000.00	\$.00	\$.00	\$.00
9902 BLESSED DIRECTION INC. SCHOLARSHIP							
\$5,500.00	.00	3,500.00	.00	2,500.00	\$6,500.00	\$4,500.00	\$2,000.00
9903 MAX WEAVER SCHOLARSHIP FUND							
\$500.00	.00	.00	.00	.00	\$500.00	\$.00	\$500.00
9905 CHAD NOLAN SCHOLARSHIP/MISC							
\$3,250.00-	.00	.00	.00	1,000.00	\$4,250.00-	\$.00	\$4,250.00-
9906 COVINGTON EAGLES SCHOLARSHIP FUND							
\$3,774.62	.00	1,000.00	.00	500.00	\$4,274.62	\$750.00	\$3,524.62
9907 PEPSI AND COCA-COLA SCHOLARSHIP FUNDS							
\$2,500.00	.00	.00	.00	500.00	\$2,000.00	\$.00	\$2,000.00
9908 RICHARD "DICK" HARMON SCHOLARSHIP FUND							
\$25,500.00	.00	.00	.00	2,500.00	\$23,000.00	\$.00	\$23,000.00
9909 VERNON LINDEMAN LINEMAN SCHOLARSHIP							
\$1,000.00	.00	.00	.00	.00	\$1,000.00	\$1,000.00	\$.00
9910 AAA SCHOLARSHIP FUND							
\$.00	.00	.00	.00	.00	\$.00	\$.00	\$.00
9911 RAY PRUITT SCHOLARSHIP FUND							
\$.00	.00	.00	.00	.00	\$.00	\$.00	\$.00
9912 HAROLD MARKER SCHOLARSHIP FUND							
\$2,000.00	.00	2,000.00	.00	2,000.00	\$2,000.00	\$.00	\$2,000.00
9913 COVINGTON SAVINGS & LOAN SCHOLARSHIP							
\$.00	.00	500.00	.00	.00	\$500.00	\$.00	\$500.00
9977 GANGER SCHOLARSHIP DONATION-CLASS OF 1977							
\$.00	125.00	125.00	.00	.00	\$125.00	\$.00	\$125.00
9996 PRODUCTION PAINT FINISHERS GRANT/SPECIAL TRUS							
\$4,007.99-	4,000.00	15,000.00	.00	2,000.00	\$9,992.01	\$1,000.00	\$8,992.01

MDECA CREATED (FINJOUU)

*** NOTE!! ONLY ACTIVE ACCOUNTS HAVE BEEN SELECTED, TOTALS MAY EXCLUDE AMOUNTS THAT ARE RELATED TO INACTIVE ACCOUNTS. ***

BEGINNING BALANCE	MTD RECEIPTS	FYTD RECEIPTS	MTD EXPENDITURES	FYTD EXPENDITURES	AVAILABLE BALANCE	TOTAL ENCUMBERED	TOTAL UNENCUMBERED BALANCE
TOT 007: \$84,506.36	4,125.00	23,625.00	500.00	12,500.00	\$45,631.36	\$7,250.00	\$38,381.36
=====							

** FUND 008 **

0000 WADE KINDERGARTEN	22.14	228.46	.00	.00	\$10,525.28	\$.00	\$10,525.28
9202 BEARD ENDOWMENT	93.12	980.30	.00	1,000.00	\$44,256.72	\$1,000.00	\$43,256.72
TOT 008: \$54,575.24	115.26	1,208.76	.00	1,000.00	\$54,784.00	\$1,000.00	\$53,784.00
=====							

** FUND 010 **

0000 CLASSROOM FACILITIES	.00	.00	.00	.00	\$.00	\$.00	\$.00
TOT 010: \$.00	.00	.00	.00	.00	\$.00	\$.00	\$.00
=====							

** FUND 018 **

9110 PRINCIPAL FUND - ELEMENTARY	\$15,334.19	2,192.00	307.28	8,319.96	\$13,446.54	\$3,497.10	\$9,949.44
9113 ELEMENTARY PRINCIPAL -BOX TOPS	\$13,216.28	.00	5.94	451.60	\$13,677.48	\$646.70	\$12,930.78
9130 HIGH SCHOOL PRINCIPAL FUND	\$2,597.20	88.00	141.44	2,190.25	\$3,269.16	\$885.64	\$2,383.52
9131 HIGH SCHOOL PRINCIPAL (AFTER PROM) FUND	\$250.00	.00	.00	.00	\$250.00	\$.00	\$250.00

MDECA CREATED (FINJOU)

*** NOTE!! ONLY ACTIVE ACCOUNTS HAVE BEEN SELECTED, TOTALS MAY EXCLUDE AMOUNTS THAT ARE RELATED TO INACTIVE ACCOUNTS. ***

	BEGINNING BALANCE	MTD RECEIPTS	FYTD RECEIPTS	MTD EXPENDITURES	FYTD EXPENDITURES	AVAILABLE BALANCE	TOTAL ENCUMBERED	TOTAL UNENCUMBER BALANCE
9222 HIGH SCHOOL PRINCIPAL FUND LIBRARY	\$2,188.00	.00	.00	.00	.00	\$2,188.00	\$0.00	\$2,188.00
TOT 018:	\$93,565.67	2,280.00	10,207.32	454.66	10,961.81	\$92,831.18	\$5,229.44	\$27,601.74
=====								

** FUND 019 **								

0000 OTHER GRANT								
9001 SHOPA KIDS IN NEED FOUNDATION GRANT	\$0.00		2.85	.00	.00	\$2.85	\$0.00	\$2.85
9003 MIAMI COUNTY FOUNDATION-FEELING GOOD MILE HIG	\$0.35		.00	.00	.00	\$0.35	\$0.00	\$0.35
9004 RADIO & TEL NEWS DIRECTORS FOUND MEDIA TECH	\$1.84		.00	.00	.00	\$1.84	\$0.00	\$1.84
9005 ECO GARDEN GRANT MIAMI COUNTY PARK DISTRICT	\$174.02		.00	.00	.00	\$174.02	\$0.00	\$174.02
9007 REED - VALEDICTORIAN/MEMORIAL	\$500.00		.00	.00	.00	\$500.00	\$0.00	\$500.00
9008 MIAMI COUNTY FOUNDATION ECO GARDEN GRANT	\$309.58		.00	.00	.00	\$309.58	\$0.00	\$309.58
9009 ELEMENTARY ART - TROY FOUNDATION	\$375.00		.00	.00	.00	\$375.00	\$0.00	\$375.00
9011 MIAMI COUNTY FOUNDATION ALL ABOARD PROGRAM	\$12.91		.00	.00	.00	\$12.91	\$0.00	\$12.91
9012 MAC GRANT	\$102.22		.00	.00	.00	\$102.22	\$0.00	\$102.22
9015 MIAMI COUNTY FOUNDATION ELEMENTARY GRANT	\$1,093.18		.00	.00	.00	\$1,093.18	\$0.00	\$1,093.18
9017 EAGLES-COVINGTON DONATION	\$20.25		.00	.00	.00	\$20.25	\$0.00	\$20.25
9018 MIAMI COUNTY FOUNDATION-ART DISCOVERY CAMP	\$5,927.64		.00	.00	.00	\$5,927.64	\$0.00	\$5,927.64
9019 MIAMI COUNTY FOUNDATION FALL/ELE HEALTH	\$512.62		.00	.00	.00	\$512.62	\$0.00	\$512.62
9021 TROY FOUNDATION FIELD TRIP GRANT	\$0.00		7,000.00	.00	.00	\$7,000.00	\$0.00	\$7,000.00
9022 MISCELLANEOUS FIELD TRIP GRANTS	\$0.00		.00	.00	.00	\$0.00	\$0.00	\$0.00
9023 VIVIAN RUSSELL KINDERGARTEN FUND	\$758.76		.00	.00	.00	\$758.76	\$0.00	\$758.76
	\$57.87		.00	.00	.00	\$57.87	\$0.00	\$57.87

BRADFORD BOARD OF EDUCATION

FINANCIAL REPORT BY FUND (With fund totals)

3-Jun-2019
Page 6

MDECA CREATED (FINJOU)

*** NOTE!! ONLY ACTIVE ACCOUNTS HAVE BEEN SELECTED, TOTALS MAY EXCLUDE AMOUNTS THAT ARE RELATED TO INACTIVE ACCOUNTS. ***

BEGINNING BALANCE	MTD RECEIPTS	FYTD RECEIPTS	MTD EXPENDITURES	FYTD EXPENDITURES	AVAILABLE BALANCE	TOTAL ENCUMBERED	TOTAL UNENCUMBERED BALANCE
9024 ANNA BIER ART GRANT		400.00	.00	400.00	\$593.99	\$.00	\$593.99
9025 COMMUNITY BLOOD CENTER GRANT	.00	.00	.00	.00	\$.00	\$.00	\$.00
9026 BELIEVE IN OHIO GRANT	\$67.65	.00	.00	.00	\$67.65	\$.00	\$67.65
9027 TRI-COUNTY BOARD OF REC AND MENTAL HEALTH GRA	.00	.00	.00	.00	\$.00	\$.00	\$.00
9131 MIAMI COUNTY FOUNDATION SEMI-ANNUAL GRANT	\$1,560.54	14,040.00	.00	12,348.06	\$3,252.48	\$.00	\$3,252.48
9132 OTHER GRANT RENAISSANCE	\$.00	.00	.00	.00	\$.00	\$.00	\$.00
9181 MIAMI COUNTY PARKS - GIZMOS GRANT	\$2,200.00	2,200.00	.00	2,195.00	\$2,205.00	\$.00	\$2,205.00
9182 Miami County Parks-7th Growth Mindsets	\$1,750.00	.00	.00	1,750.00	\$.00	\$.00	\$.00
9191 MIAMI CO FOUNDATION-PHONES/RADIOS	\$.00	.00	.00	.00	\$.00	\$.00	\$.00
9192 MIAMI CO FOUNDATION-FRENCH HORNS	\$.00	.00	.00	.00	\$.00	\$.00	\$.00
9193 MIAMI CO FOUNDATION-CAMERAS	\$.00	.00	.00	.00	\$.00	\$.00	\$.00
9222 OTHER GRANT LIBRARY	\$10.00	.00	.00	.00	\$10.00	\$.00	\$10.00
9230 OTHER GRANT	\$150.00	.00	.00	.00	\$150.00	\$.00	\$150.00
9272 Miami County Foundation Grant-Water Fountains	\$.00	5,090.00	.00	.00	\$5,090.00	\$5,088.75	\$1.25
9340 Miami County Foundation Grant-3-D Printer	\$.00	3,952.00	.00	.00	\$3,952.00	\$3,229.00	\$723.00
9410 GRANT FROM DARKE COUNTY FOUNDATION	\$.00	1,100.00	.00	.00	\$1,100.00	\$.00	\$1,100.00
9517 OTHER GRANT	\$6,400.00	.00	.00	.00	\$6,400.00	\$.00	\$6,400.00
TOT 019:	\$22,207.17	11,242.00	33,784.85	16,693.06	\$39,298.96	\$8,317.75	\$30,981.21

** FUND 022 **

0000 OHSAA TOURNAMENT ACCOUNTS

\$599.54 1,884.00 1,884.00 .00 \$2,283.54 \$1,676.19 \$607.35

MDECA CREATED (FINJOU)

*** NOTE!! ONLY ACTIVE ACCOUNTS HAVE BEEN SELECTED, TOTALS MAY EXCLUDE AMOUNTS THAT ARE RELATED TO INACTIVE ACCOUNTS. ***

BEGINNING BALANCE	MTD RECEIPTS	FYTD RECEIPTS	MTD EXPENDITURES	FYTD EXPENDITURES	AVAILABLE BALANCE	TOTAL ENCUMBERED	TOTAL UNENCUMB BALANCE
9718 DISTRICT AGENCY	.00	.00	.00	24.11	\$1,015.85	\$.00	\$1,015.85
TOT 022:	1,884.00	1,884.00	.00	24.11	\$3,299.39	\$1,676.19	\$1,623.20
=====							

** FUND 034 **							

0000 CLASSROOM FACILITY MAINTENANCE	.00	19,609.64	.00	342.68	\$459,591.59	\$.00	\$459,591.59
9045 MAINTENANCE FUND DELINQUENCIES	.00	469.26	.00	.00	\$1,065.27	\$.00	\$1,065.27
TOT 034:	.00	20,078.90	.00	342.68	\$460,656.86	\$.00	\$460,656.86
=====							

** FUND 200 **							

9000 MULTIPLE DISABILITIES CLASS	250.00	833.95	224.33	548.13	\$2,785.26	\$.00	\$2,785.26
9015 CLASS OF 2015	.00	.00	.00	.00	\$.00	\$.00	\$.00
9016 CLASS OF 2016	.00	.00	.00	.00	\$.00	\$.00	\$.00
9017 CLASS OF 2017	.00	.00	.00	.00	\$.00	\$.00	\$.00
9018 CLASS OF 2018	.00	.00	.00	308.56	\$.00	\$.00	\$.00
9019 CLASS OF 2019	\$1,617.34	2,516.00	151.92	2,907.72	\$1,225.62	\$743.43	\$482.19
9020 CLASS OF 2020	\$1,018.15	2,643.58	542.88	2,812.67	\$1,949.06	\$239.51	\$1,109.45
9021 Class of 2021	\$1,402.05	1,851.67	.00	935.00	\$2,318.72	\$.00	\$2,318.72
9022 CLASS OF 2022	.00	3,638.51	.00	1,872.00	\$1,766.51	\$43.98	\$1,722.53
9119 POWER OF THE PEN	.00	.00	.00	.00	\$280.00	\$.00	\$280.00

MDECA CREATED (FINIOW)

*** NOTE:!! ONLY ACTIVE ACCOUNTS HAVE BEEN SELECTED, TOTALS MAY EXCLUDE AMOUNTS THAT ARE RELATED TO INACTIVE ACCOUNTS. ***

	BEGINNING BALANCE	MTD RECEIPTS	FYTD RECEIPTS	MTD EXPENDITURES	FYTD EXPENDITURES	AVAILABLE BALANCE	TOTAL ENCUMBERED	TOTAL UNENCUMB BALANCE
9128 SPANISH CLUB	\$28.73	.00	1,042.00	686.85	861.48	\$209.25	\$.00	\$209.25
9130 MUSE MACHINE	\$2,001.22	.00	.00	.00	.00	\$2,001.22	\$992.98	\$1,008.24
9131 DRAMA CLUB	\$6,099.49	.00	.00	.00	.00	\$6,099.49	\$.00	\$6,099.49
9132 RENAISSANCE	\$.00	.00	.00	.00	.00	\$.00	\$.00	\$.00
9133 GLEE CLUB	\$368.65	.00	.00	.00	.00	\$368.65	\$.00	\$368.65
9320 HIGH SCHOOL FAMILY & CONSUMER SCIENCE	\$.00	.00	.00	.00	.00	\$.00	\$.00	\$.00
9330 FUTURE FARMERS OF AMERICA	\$4,751.01	754.25	17,708.63	626.71	16,932.89	\$5,526.75	\$2,690.91	\$2,835.84
9400 HIGH SCHOOL MUSIC DEPARTMENT	\$71.12	.00	2,309.40	60.00	2,168.19	\$712.93	\$90.70	\$621.63
9610 ELEMENTARY STUDENT COUNCIL	\$648.32	.00	.00	.00	134.76	\$613.56	\$65.24	\$448.32
9630 HIGH SCHOOL STUDENT COUNCIL	\$1,179.06	.00	3,115.00	.00	2,596.06	\$1,698.00	\$74.43	\$1,623.57
9680 YEARBOOK	\$6,529.26	277.00	5,138.50	.00	5,093.84	\$6,573.92	\$3,335.41	\$3,238.51
9710 NATIONAL HONOR SOCIETY	\$321.27	.00	453.50	385.00	365.00	\$252.77	\$.00	\$252.77
TOT 200:	\$28,981.13	2,236.60	41,250.74	2,677.69	37,056.30	\$33,175.57	\$8,276.69	\$24,898.88

** FUND 300 **								

9001 HIGH SCHOOL ART	\$721.58	.00	.00	.00	.00	\$721.58	\$.00	\$721.58
9002 WASHINGTON DC TRIP - 8TH GRADE	\$6,441.78	8,771.12	59,517.21	8,400.00	27,216.00	\$40,742.99	\$27,300.00	\$13,442.99
9004 MEDIA-TECH CLASS	\$5.57	.00	.00	.00	.00	\$5.57	\$.00	\$5.57
9190 ROADER BALLOONS	\$.00	.00	.00	.00	.00	\$.00	\$.00	\$.00
9500 ATHLETIC DIRECTOR	\$13,873.18	.00	78,692.71	924.05	58,996.81	\$33,669.08	\$24,030.35	\$9,638.73
9501 ATHLETIC DIRECTOR FSN	\$750.00	.00	.00	.00	.00	\$750.00	\$.00	\$750.00

MDECA CREATED (FINJOU)

*** NOTE!! ONLY ACTIVE ACCOUNTS HAVE BEEN SELECTED, TOTALS MAY EXCLUDE AMOUNTS THAT ARE RELATED TO INACTIVE ACCOUNTS. ***

	BEGINNING BALANCE	MTD RECEIPTS	FYTD RECEIPTS	MTD EXPENDITURES	FYTD EXPENDITURES	AVAILABLE BALANCE	TOTAL ENCUMBERED	TOTAL UNENCUMBER BALANCE
TOT 499:	\$.00	.00	2,718.25	.00	147.50	\$2,570.75	\$.00	\$2,570.75
=====								

** FUND 504 **								

0000 ED JOBS FUND	\$.00	.00	.00	.00	.00	\$.00	\$.00	\$.00
TOT 504:	\$.00	.00	.00	.00	.00	\$.00	\$.00	\$.00
=====								

** FUND 506 **								

0000 RACE TO THE TOP FEDERAL FUNDS	\$.00	.00	.00	.00	.00	\$.00	\$.00	\$.00
TOT 506:	\$.00	.00	.00	.00	.00	\$.00	\$.00	\$.00
=====								

** FUND 516 **								

0000 IDEA PART B	\$.00	.00	.00	.00	.00	\$.00	\$.00	\$.00
9017 IDEA PART B	\$.00	.00	.00	.00	.00	\$.00	\$.00	\$.00
9018 IDEA PART B	\$.00	.00	.00	.00	.00	\$.00	\$.00	\$.00
9209 IDEA B SPECIAL ED FY2009 FLOWTHRU	\$.00	.00	.00	.00	.00	\$.00	\$.00	\$.00
9210 IDEA B SPECIAL ED FY2010	\$.00	.00	.00	.00	.00	\$.00	\$.00	\$.00

MDECA CREATED (FINJOU)

*** NOTE!! ONLY ACTIVE ACCOUNTS HAVE BEEN SELECTED, TOTALS MAY EXCLUDE AMOUNTS THAT ARE RELATED TO INACTIVE ACCOUNTS. ***

BEGINNING BALANCE	MTD RECEIPTS	FYTD RECEIPTS	MTD EXPENDITURES	FYTD EXPENDITURES	AVAILABLE BALANCE	TOTAL ENCUMBERED	TOTAL UNENCUMB BALANCE
9211 IDEA B SPECIAL ED FY2011	.00	.00	.00	.00	\$.00	\$.00	\$.00
9212 IDEA B SPECIAL ED FY2012	.00	.00	.00	.00	\$.00	\$.00	\$.00
9213 IDEA B SPECIAL ED FY2013	.00	.00	.00	.00	\$.00	\$.00	\$.00
9214 IDEA B SPECIAL ED FY2014	.00	.00	.00	.00	\$.00	\$.00	\$.00
9215 IDEA B SPECIAL ED FY2015	.00	.00	.00	.00	\$.00	\$.00	\$.00
9216 IDEA B SPECIAL ED FY2016	.00	.00	.00	.00	\$.00	\$.00	\$.00
9217 IDEA B SPECIAL ED FY2017	.00	.00	.00	.00	\$.00	\$.00	\$.00
932N SPECIAL ED - ARRA STIMULUS	.00	.00	.00	.00	\$.00	\$.00	\$.00
932O SPECIAL ED - ARRA STIMULUS	.00	.00	.00	.00	\$.00	\$.00	\$.00
9718 IDEA PART B	.00	.00	.00	.00	\$.00	\$.00	\$.00
9819 TITLE 6B GRANT FOR 2018-2019	.00	.00	.66	.00	\$.00	\$.00	\$.00
TOT 516:	.00	.00	.00	.00	\$.00	\$.00	\$.00

** FUND 532 **							

932N STATE FISCAL STABILIZATION FUND (SFSF) STIMUL	.00	.00	.00	.00	\$.00	\$.00	\$.00
932O STATE FISCAL STABILIZATION FUND (SFSF) STIMUL	.00	.00	.00	.00	\$.00	\$.00	\$.00
TOT 532:	.00	.00	.00	.00	\$.00	\$.00	\$.00

** FUND 533 **							

MDECA CREATED (FINJOU)

*** NOTE: ONLY ACTIVE ACCOUNTS HAVE BEEN SELECTED, TOTALS MAY EXCLUDE AMOUNTS THAT ARE RELATED TO INACTIVE ACCOUNTS. ***

BEGINNING BALANCE	MTD RECEIPTS	FYTD RECEIPTS	MTD EXPENDITURES	FYTD EXPENDITURES	AVAILABLE BALANCE	TOTAL ENCUMBERED	TOTAL UNENCUMBS BALANCE
9210 TITLE II-TECH FY2010	.00	.00	.00	.00	\$.00	\$.00	\$.00
\$.00							
9211 TITLE II-TECH FY2011	.00	.00	.00	.00	\$.00	\$.00	\$.00
\$.00							
9212 TITLE II-D TECH FY2012	.00	.00	.00	.00	\$.00	\$.00	\$.00
\$.00							
TOT 593:	.00	.00	.00	.00	\$.00	\$.00	\$.00
=====							

** FUND 572 **							

0000 TITLE I							
\$148.94		336.90	.00	.00	\$485.84	\$.00	\$485.84
9209 TITLE I DISADVANTAGED YOUTH FY2009	.00	.00	.00	.00	\$.00	\$.00	\$.00
\$.00							
9210 TITLE I DISADVANTAGED YOUTH FY2010	.00	.00	.00	.00	\$.00	\$.00	\$.00
\$.00							
9211 TITLE I DISADVANTAGED YOUTH FY2011	.00	.00	.00	.00	\$.00	\$.00	\$.00
\$.00							
9213 TITLE I DISADVANTAGES YOUTH FY2013	.00	.00	.00	.00	\$.00	\$.00	\$.00
\$.00							
9214 TITLE I DISADVANTAGED YOUTH FY2014	.00	.00	.00	.00	\$.00	\$.00	\$.00
\$.00							
9215 TITLE I DISADVANTAGED YOUTH FY2015	.00	.00	.00	.00	\$.00	\$.00	\$.00
\$.00							
9216 TITLE I DISADVANTAGE YOUTH FY16	.00	.00	.00	.00	\$.00	\$.00	\$.00
\$.00							
9217 TITLE I DISADVANTAGED YOUTH FY17	.00	.00	.00	.00	\$.00	\$.00	\$.00
\$.00							
9218 TITLE I DISADVANTAGED YOUTH FY18	.00	.00	.00	.00	\$.00	\$.00	\$.00
\$.00							
932N TITLE I STIMULUS FY2010	.00	.00	.00	.00	\$.00	\$.00	\$.00
\$.00							
932O TITLE I STIMULUS FY2011	.00	.00	.00	.00	\$.00	\$.00	\$.00
\$.00							
9718 TITLE I DISADVANTAGES YOUTH FY18	.00	.00	.00	.00	\$.00	\$.00	\$.00
\$.00							
9819 TITLE ONE 2018-2019 SCHOOL YEAR	.00	147,889.16	13,508.06	132,685.21	\$15,203.95	\$756.62	\$14,407.33
\$.00							

MDECA CREATED (FINJOU)

*** NOTE!! ONLY ACTIVE ACCOUNTS HAVE BEEN SELECTED, TOTALS MAY EXCLUDE AMOUNTS THAT ARE RELATED TO INACTIVE ACCOUNTS. ***

	BEGINNING BALANCE	MTD RECEIPTS	FYTD RECEIPTS	MTD EXPENDITURES	FYTD EXPENDITURES	AVAILABLE BALANCE	TOTAL ENCUMBERED	TOTAL UNENCUMBER BALANCE
TOT 572:	\$148.94	.00	148,226.06	13,508.06	132,685.21	\$15,689.79	\$796.62	\$14,893.17
=====								

** FUND 573 **								

9209 TITLE V FY2009	\$.00	.00	.00	.00	.00	\$.00	\$.00	\$.00
TOT 573:	\$.00	.00	.00	.00	.00	\$.00	\$.00	\$.00
=====								

** FUND 584 **								

9209 SAFE AND DRUG FREE FY2009	\$.00	.00	.00	.00	.00	\$.00	\$.00	\$.00
9210 SAFE AND DRUG FREE FY2010	\$.00	.00	.00	.00	.00	\$.00	\$.00	\$.00
TOT 584:	\$.00	.00	.00	.00	.00	\$.00	\$.00	\$.00
=====								

** FUND 587 **								

9017 PRESCHOOL MONIES	\$.00	.00	.00	.00	.00	\$.00	\$.00	\$.00
9018 PRESCHOOL MONIES	\$.00	.00	.00	.00	.00	\$.00	\$.00	\$.00
9209 IDEA PRESCHOOL SPEC ED FY2009 FLOWTHRU	\$.00	.00	.00	.00	.00	\$.00	\$.00	\$.00
9210 IDEA PRESCHOOL SPEC ED FY2010	\$.00	.00	.00	.00	.00	\$.00	\$.00	\$.00

MDECA CREATED (FINJOU)

*** NOTE!! ONLY ACTIVE ACCOUNTS HAVE BEEN SELECTED, TOTALS MAY EXCLUDE AMOUNTS THAT ARE RELATED TO INACTIVE ACCOUNTS. ***

BEGINNING BALANCE	MTD RECEIPTS	FYTD RECEIPTS	MTD EXPENDITURES	FYTD EXPENDITURES	AVAILABLE BALANCE	TOTAL ENCUMBERED	TOTAL UNENCUMB BALANCE
9211 IDEA PRESCHOOL SPEC ED FY2011 \$.00	.00	.00	.00	.00	\$.00	\$.00	\$.00
9212 IDEA PRESCHOOL SPEC ED FY2012 \$.00	.00	.00	.00	.00	\$.00	\$.00	\$.00
9213 IDEA PRESCHOOL SPEC ED FY2013 \$.00	.00	.00	.00	.00	\$.00	\$.00	\$.00
9214 IDEA PRESCHOOL SPEC ED FY2013 \$.00	.00	.00	.00	.00	\$.00	\$.00	\$.00
9215 IDEA PRESCHOOL SPEC ED FY2015 \$.00	.00	.00	.00	.00	\$.00	\$.00	\$.00
9216 IDEA PRESCHOOL SPEC ED FY2016 \$.00	.00	.00	.00	.00	\$.00	\$.00	\$.00
9217 IDEA PRESCHOOL SPEC ED FY2017 \$.00	.00	.00	.00	.00	\$.00	\$.00	\$.00
932N IDEA B FY2010 STINULUS \$.00	.00	.00	.00	.00	\$.00	\$.00	\$.00
932O IDEA B FY2011 STINULUS \$.00	.00	.00	.00	.00	\$.00	\$.00	\$.00
9718 IDEA \$.00	.00	.00	.00	.00	\$.00	\$.00	\$.00
9819 PRESCHOOL GRANT FOR 2018-2019 \$.00	.00	.00	.00	.00	\$.00	\$.00	\$.00
TOT 587:	.00	.00	.00	.00	\$.00	\$.00	\$.00
=====							

** FUND 590 **							

9014 IMPROVING TEACHER QUALITY FY14 \$.00	.00	.00	.00	.00	\$.00	\$.00	\$.00
9209 IMPROVING TEACHER QUALITY FY2009 \$.00	.00	.00	.00	.00	\$.00	\$.00	\$.00
9210 IMPROVING TEACHER QUALITY FY2010 \$.00	.00	.00	.00	.00	\$.00	\$.00	\$.00
9211 IMPROVING TEACHER QUALITY FY2011 \$.00	.00	.00	.00	.00	\$.00	\$.00	\$.00
9212 IMPROVING TEACHER QUALITY FY2012 \$.00	.00	.00	.00	.00	\$.00	\$.00	\$.00
9213 IMPROVING TEACHER QUALITY FY2013 \$.00	.00	.00	.00	.00	\$.00	\$.00	\$.00
9214 IMPROVING TEACHER QUALITY FY2014 \$.00	.00	.00	.00	.00	\$.00	\$.00	\$.00

MDECA CREATED (FINJOU)

*** NOTE!! ONLY ACTIVE ACCOUNTS HAVE BEEN SELECTED, TOTALS MAY EXCLUDE AMOUNTS THAT ARE RELATED TO INACTIVE ACCOUNTS. ***

BEGINNING BALANCE	MTD RECEIPTS	FYTD RECEIPTS	MTD EXPENDITURES	FYTD EXPENDITURES	AVAILABLE BALANCE	TOTAL ENCUMBERED	TOTAL UNENCUMB BALANCE
9215 IMPROVING TEACHER QUALITY FY2015	.00	.00	.00	.00	\$.00	\$.00	\$.00
9216 IMPROVING TEACHER QUALITY FY2016	.00	.00	.00	.00	\$.00	\$.00	\$.00
9217 IMPROVING TEACHER QUALITY FY2017	.00	.00	.00	.00	\$.00	\$.00	\$.00
9218 IMPROVING TEACHER QUALITY FY18	.00	.00	.00	.00	\$.00	\$.00	\$.00
9718 IMPROVING TEACHER QUALITY FY2018	.00	.00	.00	.00	\$.00	\$.00	\$.00
9819 TITLE IIA FOR THE 2018-2019 SCHOOL YEAR	16,079.51	16,079.51	.00	.00	\$16,079.51	\$.00	\$16,079.51
TOT 590:	.00	16,079.51	.00	.00	\$16,079.51	\$.00	\$16,079.51

** FUND 599 **							

0000 OTHER MISC FEDERAL GRANTS							
9118 MISC. FED. GRANT	.00	35.58	.00	.00	\$51.31	\$.00	\$51.31
9119 MISC. FED. GRANT	.00	65,061.15	.00	65,132.75	\$71.60-	\$.00	\$71.60-
9199 GRANT SMALL RURAL SCHOOL GRANTS	6,546.45	38,046.08	7,799.18	50,168.43	\$12,122.35-	\$983.80	\$13,106.15-
9209 TITLE II-D FY2009	.00	47,884.00	.00	23,847.00	\$24,037.00	\$.00	\$24,037.00
9210 TITLE II-D FY2010	.00	.00	.00	.00	\$.00	\$.00	\$.00
9718 MISC. FED. GRANT	.00	.00	.00	.00	\$.00	\$.00	\$.00
9819 TITLE IV FOR THE 2018-2019 SCHOOL YEAR	.00	8,116.00	.00	8,116.00	\$.00	\$.00	\$.00
9909 REAP FY2009 FEDERAL GRANT	.00	.00	.00	.00	\$.00	\$11,943.11	\$11,943.11-
9910 REAP FY2010	.00	.00	.00	.00	\$.00	\$.00	\$.00
9911 REAP FY2011	.00	.00	.00	.00	\$.00	\$.00	\$.00
9912 REAP FY2012	.00	.00	.00	.00	\$.00	\$.00	\$.00

MDECA CREATED (FINJOU)

*** NOTE!! ONLY ACTIVE ACCOUNTS HAVE BEEN SELECTED, TOTALS MAY EXCLUDE AMOUNTS THAT ARE RELATED TO INACTIVE ACCOUNTS. ***

	BEGINNING BALANCE	MTD RECEIPTS	FYTD RECEIPTS	MTD EXPENDITURES	FYTD EXPENDITURES	AVAILABLE BALANCE	TOTAL ENCUMBERED	TOTAL UNENCUMB BALANCE
9913 REAP FY2013	\$.00	.00	.00	.00	.00	\$.00	\$.00	\$.00
9914 REAP FY2014	\$.00	.00	.00	.00	.00	\$.00	\$.00	\$.00
9915 REAP FY2105	\$.00	.00	.00	.00	.00	\$.00	\$.00	\$.00
9916 REAP FY2016	\$.00	.00	.00	.00	.00	\$.00	\$.00	\$.00
9917 REAP FY2017	\$2,535.00	.00	.00	.00	2,535.00	\$.00	\$.00	\$.00
9918 REAP FY2018	\$12,973.50	.00	16,222.00	.00	4,884.00	\$24,311.50	\$100.00	\$24,211.50
TOT 599:	\$15,524.23	6,546.45	175,364.81	7,793.18	154,683.18	\$36,205.86	\$13,026.91	\$23,178.95

GRAND TOTALS:

\$7,300,069.27 472,259.58 7,925,207.64 534,961.09 6,791,056.88 \$8,334,180.03 \$794,058.70 \$7,540,121.33

*** NOTE!! ONLY ACTIVE ACCOUNTS HAVE BEEN SELECTED, TOTALS MAY EXCLUDE AMOUNTS THAT ARE RELATED TO INACTIVE ACCOUNTS. ***

BRADFORD BOARD OF EDUCATION
 APPROPRIATION COMPLIANCE VERIFICATION
 Based On Expendable Amount
 Summary Report By Fund

FUND	DESCRIPTION	BEGIN CASH	REVSUM TOTAL	APPSUM TOTAL	CASH+REVS-APPS	ACTUAL FYTD RECEIPT
Total Fund 001	GENERAL	5,940,415.63	7,052,477.00	8,458,447.65	4,534,444.98	6,879,575.38
Total Fund 002	BOND RETIREMENT	170,889.65	104,127.00	124,997.29	150,019.36	102,287.58
Total Fund 003	PERMANENT IMPROVEMENT	441,263.90	0.00	20,000.00	421,263.90	0.00
Total Fund 006	FOOD SERVICE	91,719.10	251,130.00	287,583.76	55,265.34	227,106.56
Total Fund 007	SPECIAL TRUST	34,506.36	23,000.00	24,750.00	32,756.36	23,625.00
Total Fund 008	ENDOWMENT	54,575.24	980.00	3,000.00	52,555.24	1,208.76
Total Fund 010	CLASSROOM FACILITIES	0.00	0.00	0.00	0.00	0.00
Total Fund 018	PUBLIC SCHOOL SUPPORT	33,585.67	13,977.00	27,783.84	19,778.83	10,207.32
Total Fund 019	OTHER GRANT	22,207.17	33,784.65	32,766.46	23,223.56	33,784.85
Total Fund 020	SPECIAL ENTERPRISE FUND	0.00	0.00	0.00	0.00	0.00
Total Fund 022	DISTRICT AGENCY	1,439.50	4,825.00	3,809.11	2,455.39	1,884.00
Total Fund 034	CLASSROOM FACILITIES MAINT.	440,920.64	44,911.00	36,405.00	449,426.64	20,078.90
Total Fund 200	STUDENT MANAGED ACTIVITY	28,981.13	44,812.00	48,422.49	25,370.64	41,250.74
Total Fund 300	DISTRICT MANAGED ACTIVITY	23,892.11	148,061.00	160,469.79	11,483.32	138,209.92
Total Fund 416	TEACHER DEVELOPMENT	0.00	0.00	0.00	0.00	0.00
Total Fund 432	MANAGEMENT INFORMATION SYSTEM	0.00	0.00	0.00	0.00	0.00
Total Fund 450	SCHOOLNET EQUIP/INFRASTRUCTURE	0.00	0.00	0.00	0.00	0.00
Total Fund 451	DATA COMMUNICATION FUND	0.00	3,600.00	3,600.00	0.00	3,600.00
Total Fund 452	SCHOOLNET PROFESS. DEVELOPMENT	0.00	0.00	0.00	0.00	0.00
Total Fund 454	* Invalid fund per the blue book	0.00	0.00	0.00	0.00	0.00
Total Fund 458	* Invalid fund per the blue book	0.00	0.00	0.00	0.00	0.00
Total Fund 459	OHIO READS	0.00	0.00	0.00	0.00	0.00
Total Fund 460	SUMMER INTERVENTION	0.00	0.00	0.00	0.00	0.00
Total Fund 499	MISCELLANEOUS STATE GRANT FUND	0.00	7,963.15	4,500.00	2,863.15	2,718.25
Total Fund 504	* Invalid fund per the blue book	0.00	0.00	0.00	0.00	0.00
Total Fund 506	RACE TO THE TOP	0.00	0.00	0.00	0.00	0.00
Total Fund 516	IDEA PART B GRANTS	0.00	105,121.58	0.00	105,121.58	0.00
Total Fund 532	* Invalid fund per the blue book	0.00	0.00	0.00	0.00	0.00
Total Fund 533	TITLE II D - TECHNOLOGY	0.00	0.00	0.00	0.00	0.00
Total Fund 572	TITLE I DISADVANTAGED CHILDREN	148.94	134,066.47	134,066.47	148.94	148,226.08
Total Fund 573	TITLE V INNOVATIVE EDUC PGM	0.00	0.00	0.00	0.00	0.00
Total Fund 584	DRUG FREE SCHOOL GRANT FUND	0.00	0.00	0.00	0.00	0.00
Total Fund 587	IDEA PRESCHOOL-HANDICAPPED	0.00	776.71	0.00	776.71	0.00
Total Fund 589	IMPROVING TEACHER QUALITY	0.00	18,120.09	18,120.09	0.00	16,079.51
Total Fund 599	MISCELLANEOUS FED. GRANT FUND	15,524.23	212,699.45	191,029.67	37,194.01	175,364.81

Grand Totals: 7,300,069.27 8,203,832.30 9,579,753.62 5,924,147.95 7,825,207.64

DATE: 06/03/19

TIME: 06:48

BALANCE CHECK REPORT
BRADFORD BOARD OF EDUCATION

PAGE 1

(BALCHK)

ALL FUNDS

MONTH TO DATE EXPENDITURES	
CASH ACCOUNTS	534,361.09
BUDGET ACCOUNTS	534,361.09
APPROP ACCOUNTS	534,361.09

CASH ACCOUNTS	534,361.09
---------------	------------

YEAR TO DATE EXPENDITURES	
CASH ACCOUNTS	2,874,346.16
BUDGET ACCOUNTS	2,874,346.16
APPROP ACCOUNTS	2,874,346.16

CASH ACCOUNTS	2,874,346.16
---------------	--------------

FISCAL YR TO DATE EXPENDITURES	
CASH ACCOUNTS	6,791,096.88
BUDGET ACCOUNTS	6,791,096.88
APPROP ACCOUNTS	6,791,096.88

CASH ACCOUNTS	6,791,096.88
---------------	--------------

PROJECT YR TO DATE EXPENDITURES	
CASH ACCOUNTS	703,692.26
BUDGET ACCOUNTS	703,692.26
APPROP ACCOUNTS	703,692.26

CASH ACCOUNTS	703,692.26
---------------	------------

MONTH TO DATE REVENUE	
CASH ACCOUNTS	472,259.58
REVENUE ACCOUNTS	472,259.58

CASH ACCOUNTS	472,259.58
---------------	------------

YEAR TO DATE REVENUE	
CASH ACCOUNTS	3,661,863.61
REVENUE ACCOUNTS	3,661,863.61

CASH ACCOUNTS	3,661,863.61
---------------	--------------

FISCAL YR TO DATE REVENUE	
CASH ACCOUNTS	7,825,207.64
REVENUE ACCOUNTS	7,825,207.64

CASH ACCOUNTS	7,825,207.64
---------------	--------------

PROJECT YR TO DATE REVENUE	
CASH ACCOUNTS	752,304.27
REVENUE ACCOUNTS	752,304.27

CASH ACCOUNTS	752,304.27
---------------	------------

DATE: 06/03/19

TIME: 06:48

BALANCE CHECK REPORT
BRADFORD BOARD OF EDUCATION

PAGE 2

(BALCHK)

ALL FUNDS

OPEN P. O. FILE	APPROP ACCOUNTS	APPROP ACCOUNTS
794,058.70	.00	794,058.70
	MONTH TO DATE TRANSFERS	
	BUDGET ACCOUNTS	REVENUE ACCOUNTS
	.00	.00
	YEAR TO DATE TRANSFERS	
	BUDGET ACCOUNTS	REVENUE ACCOUNTS
	32,000.00	32,000.00
	FISCAL YTD TRANSFERS	
	BUDGET ACCOUNTS	REVENUE ACCOUNTS
	161,695.50	161,695.50